


# 2015 FINAL PROGRAM







# 2015 APMA ANNUAL SCIENTIFIC MEETING SPONSORS

## DIAMOND

PICA  
Valeant Pharmaceuticals  
North America LLC

## PLATINUM

Bako Integrated Physician Solutions  
MediTouch EHR/HealthFusion  
PharmaDerm, a division of Fougera  
Pharmaceuticals Inc.

## GOLD

Merz North America  
Smith & Nephew  
Vionic Group, LLC

## SILVER

Apex Foot Health Industries, LLC  
ASICS America Corporation  
Biomet Bone Healing  
DJO Global, Inc.  
Mallinckrodt Pharmaceuticals  
Medi USA, LP  
Organogenesis Inc.  
Osiris Therapeutics, Inc.  
Spenco Medical Corporation

## BRONZE

MiMedx Group, Inc.  
New Balance Athletic Shoe, Inc.

## PEWTER

BSN medical  
Cutting Edge Laser Technologies  
Stryker Foot and Ankle  
Universal Imaging

## COPPER

Amerx Health Care Corporation  
Cook Medical  
New Step Orthotics  
SureFit Labs  
Upsher-Smith Laboratories, Inc.



# TABLE OF CONTENTS

## GENERAL INFORMATION

Welcome Letters	1
Important Meeting Information (Registration, Exhibitions)	4
Schedule at a Glance	5
Orlando World Center Marriott Floor Plans	8
Special Events	11
Opening Session	11
Welcome Reception	11
Team APMA 5K Run/Walk	12
WERQ® Fitness Class	13
<i>Podiatry Management</i> Hall of Fame Luncheon	13
APMA Social Media Forums (Non-CECH)	14
Lunch Symposia (Non-CECH)	15
Wright Medical RV Labs Surgical Demonstrations (Non-CECH)	15
APMA Corporate Partners and Members	16
APMA Board of Trustees	17
APMA Staff	17

## CONTINUING EDUCATION

Continuing Education Contact Hours and Scanning Schedule	19
DPM and PMA Educational Program Faculty	21
Educational Program Objectives	26

## DPM PROGRAM

Educational Program Daily Schedules	29
Risk Management Program—PICA	33, 38

## PFA PROGRAM

PFA Educational Program Faculty	43
Educational Program Daily Schedules	44

## PMA PROGRAM

Educational Program Daily Schedules	51
-------------------------------------	----

## EXHIBITORS

Exhibit Hall Floor Plan	59
Exhibitors—Alphabetical List	60
Exhibitors—List by Category	66



*All information current as of May 22, 2015, unless noted otherwise.  
Images by Shutterstock.com except where noted.*



## PARTICIPATING ORGANIZATIONS

American Academy of  
Podiatric Practice Management  
(AAPPM)

American Academy of  
Podiatric Sports Medicine  
(AAPSM)

American Association for  
Women Podiatrists  
(AAWP)

American College of Foot & Ankle  
Orthopedics & Medicine  
(ACFAOM)

American College of  
Foot and Ankle Pediatrics  
(ACFAP)

American Society of  
Podiatric Dermatology  
(ASPD)

American Society of  
Podiatric Medical Assistants  
(ASPMA)

American Society of  
Podiatric Medicine (ASPM)

American Society of  
Podiatric Surgeons  
(ASPS)

Association of  
Extremity Nerve Surgeons  
(AENS)

Council of Teaching Hospitals (COTH) of  
the American Association of  
Colleges of Podiatric Medicine  
(AACPM)

*APMA would like to thank the specialty, clinical, and related organizations listed above for contributing to the educational program. Recognition of speakers from these organizations is noted in the educational program schedule.*

## THE NATIONAL FUTURE MEETING DATES

### THE NATIONAL 2016

July 14-17  
Philadelphia Marriott and  
Convention Center | Philadelphia

### THE NATIONAL 2017

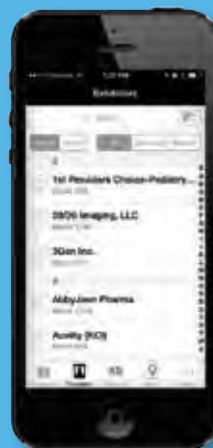
July 27-30  
Gaylord Opryland Resort and  
Convention Center | Nashville, TN

### THE NATIONAL 2018

July 12-15  
Gaylord National Resort and  
Convention Center | Washington, DC

## APMA MEETINGS MOBILE APP

For the most up-to-date information, visit [www.apma.org/thenational](http://www.apma.org/thenational), or download our APMA Meetings mobile app for information on the go.



**IPHONE AND IPAD USERS**  
Find the APMA Meetings app  
in the App Store

**ANDROID USERS**  
Visit the Google Play Store



# GENERAL INFORMATION

Welcome Letters	1
Important Meeting Information (Registration, Exhibitions)	4
Schedule at a Glance	5
Orlando World Center Marriott Floor Plans	8
Special Events	11
Opening Session	11
Welcome Reception	11
Team APMA 5K Run/Walk	12
WERQ® Fitness Class	13
Podiatry Management Hall of Fame Luncheon	13
APMA Social Media Forums (Non-CECH)	14
Lunch Symposia (Non-CECH)	15
Wright Medical RV Labs Surgical Demonstrations (Non-CECH)	15
APMA Corporate Partners and Members	16
APMA Board of Trustees	17
APMA Staff	17



# VALEANT Pharmaceuticals

## Committed to Supporting the APMA & Your Practice

Valeant's family of products includes:

**JUBLIA<sup>®</sup>**  
(efinaconazole)  
Topical Solution 10%

**LUZU<sup>™</sup>**  
(Iuliconazole) Cream, 1%

**Locoid<sup>®</sup> Lotion**  
(hydrocortisone butyrate 0.1%)

**PEDiNOL<sup>®</sup>**

**CeraVe<sup>®</sup>**  
DEVELOPED WITH DERMATOLOGISTS

To learn more about our products, please visit [www.valeant.com](http://www.valeant.com) or call (800) 321-4576.  
Products not indicated for combination use.



®/TMs are trademarks of Valeant Pharmaceuticals International, Inc. or its affiliates.  
Any other product or brand names and logos are the property of their respective owners.  
©2015 Valeant Pharmaceuticals North America LLC DM/LUZ/15/0032



# PRESIDENT'S LETTER



## DEAR COLLEAGUE,

I am thrilled to welcome you to Orlando and the **APMA 2015 Annual Scientific Meeting (The National)**—your premier foot and ankle conference. The National brings you unique value, authoritative content, cutting-edge resources, and unparalleled access to the podiatric medical community.

This year's meeting offers a wide range of options to meet your educational needs. Be sure to consult this program and the APMA mobile app to plan your schedule accordingly.

The National gets started Thursday morning with a breakfast symposium at 6:30 a.m., followed by the Opening Session at 8 a.m. Our keynote speaker will be followed by the grand opening of our impressive exhibit hall. Plan to spend time in the exhibit hall often over the next few days to ensure you have time to visit vendors offering an extensive variety of products and services to meet the needs of your practice and patients.

On Thursday afternoon, don't miss another chance to stop by the exhibit hall and mingle with old friends and new colleagues at the Welcome Reception from 3:30–5 p.m. Light refreshments will be available throughout the hall. Also on Thursday, join APMA for a non-CECH lunch during which you'll learn the ins and outs of promoting your practice via social media. Get firsthand advice from successful podiatrists who are doing it right, along with invaluable information from our staff experts. Thursday, Friday, and Saturday schedules also will feature non-CECH lunches on clinical topics sponsored by our partners in industry.

On Friday, start your day with cutting-edge research at the Oral Abstract and Evidence-Based Medicine presentations. Then tailor your meeting experience by creating your perfect afternoon: Attendees who registered for Workshop 1: Ultrasound will earn an additional four CECH, while young physicians can attend the Young Physicians' Program, offering two additional credits. Attendees may also participate in small group panel discussions, each of which offers an additional two CECH. Earn up to four credits for the afternoon by attending one in each time slot. Presented by APMA affiliate organizations, these small group sessions cover everything from connective tissue disorders to skin cancers to issues specific to female patients. Finally, meeting participants can choose to forego the additional credits and simply enjoy an afternoon exploring Orlando with their families.

*Orlando Eye and Disney  
images provided by:  
Visit Orlando*



## PRESIDENT'S LETTER

Saturday, come back for more social media instruction at our non-CECH advanced social media workshop, then head to the Poster Abstracts Symposium, where authors will be on hand to answer all your questions about their research. Wrap up your day with our popular Controversy Debates, featuring an exciting husband-versus-wife match-up.

The National will close with a session you literally can't afford to miss: the Ultimate Coding Seminar on Sunday. This session will encompass a diverse spectrum of coding updates and issues, chief among them, of course, the transition to ICD-10. You won't want to miss this session with the ICD-10 conversion just around the corner.

With up to 37 continuing education contact hours available for attending all sessions, workshops, and the preconference program, this comprehensive scientific meeting will cover the latest advances in a broad range of topics of interest for the podiatric physician.

The National is also your best opportunity to network with colleagues and support your profession. Stop by the APMA booth, #923, in the exhibit hall, to support the APMAPAC, subscribe to the Coding Resource Center, learn more about our online Career Center and Young Physicians' Program, or speak to APMA staff and volunteer leadership. Come early and register for the Team APMA 5K Run/Walk on Saturday at 6 a.m. at Hawk's Landing Golf Course on our host property. Or, attend a dance-based morning workout on Friday at 5:30 a.m. Both events are sure to get you off to an energetic start and also help support the APMA Educational Foundation Student Scholarship Fund.

Of course, take time to explore everything this family-oriented vacation destination has to offer. Orlando's exciting theme parks are an obvious choice, but the city also is a hub for great dining, sports, entertainment, and shopping. There are several pools and a golf course right here at the Orlando World Center Marriott, and there are fantastic restaurants both on and off the property.

I extend my best wishes for an outstanding learning experience and a wonderful stay here in fun-filled Orlando.

Sincerely,



**PHILLIP E. WARD, DPM**  
President





# MAYOR'S LETTER



## CITY OF ORLANDO

OFFICE OF  
**BUDDY DYER**  
MAYOR



### Greetings,

As Mayor of the City of Orlando, it is my pleasure to welcome you to the "City Beautiful" and to the American Podiatric Medical Association Convention.

Orlando is known internationally because of our many theme parks that draw millions to the City every year. Our Florida weather is inviting, almost always warm and sunny—perfect for outdoor activities such as biking, boating, swimming, fishing, kayaking, hiking and beaches are less than an hour drive away.

And that's only the beginning.

The City of Orlando is one of the fastest growing, most business-friendly and quality of life-centered cities in America located at the center of a dynamic metropolitan area of more than two million people. Orlando has a \$15.7 billion modeling-and-simulation industry, a well-established and growing digital media industry, as well as a burgeoning life sciences cluster known as the Medical City in Lake Nona. Orlando has the 13th-busiest airport in the U.S. with flight connections all over the world.

Underneath a skyline that has doubled in just the last ten years, our dynamic, bustling Downtown is – the heart of our City Beautiful. Downtown Orlando is the economic engine driving the future of all of Central Florida's economy. With residential, retail and commercial development; a diversified and thriving economy, our urban core is not only a hub for Central Florida, but for the entire State. Our vibrant Downtown is alive with fine dining, exciting night life, fabulous shopping, year-round outdoor activities, arts and culture, world-class venues, professional sports and abundant parks, including Orlando's crown jewel, Lake Eola Park.

Our eight Main Street districts -- Audubon Park Garden District, Church Street District, College Park Partnership, Downtown South, Ivanhoe Village, Mills 50, Semoran Business Partnership and Thornton Park – each have a distinctive identity and boast a variety of family-owned restaurants, retail shops, boutiques, antique and collectible markets and art studios.

We are happy to have you here and hope you enjoy taking part in the wonderful experiences that can only be found here.

Sincerely,

A handwritten signature in blue ink that reads "Buddy Dyer".

Buddy Dyer  
Mayor

OFFICE OF THE MAYOR

ORLANDO CITY HALL • 400 SOUTH ORANGE AVENUE • PO BOX 4990 • ORLANDO, FLORIDA 32802-4990  
PHONE 407-246-2221 • FAX 407-246-2842 • [www.cityoforlando.net](http://www.cityoforlando.net)



# IMPORTANT MEETING INFORMATION

## APMA REGISTRATION DESK

<b>Tuesday, July 21</b>	2:00-6:00 p.m.
<b>Wednesday, July 22</b>	7:30 a.m.-5:00 p.m.
<b>Thursday, July 23</b>	6:00 a.m.-5:00 p.m.
<b>Friday, July 24</b>	6:00 a.m.-1:30 p.m.
<b>Saturday, July 25</b>	6:00 a.m.-2:30 p.m.
<b>Sunday, July 26</b>	6:30 a.m.-12:30 p.m.

## Fees

APMA Member	\$595
APMA Life Member	\$295
APMA Member:	complimentary
Podiatric Medical Student/ Resident/Fellow/Postgraduate	
Non-APMA Member	\$795
Pedorthic Footcare Association Member	\$795
Podiatric Medical Assistant	\$195
Health Professional: RN, PT, PA, MD, DO, Chiroprapist, ATC	\$795

All programs and special events for the APMA 2015 Annual Scientific Meeting (The National) will be held in the Orlando World Center Marriott unless specifically noted otherwise.

## EXHIBITIONS

Cypress Ballroom

<b>Thursday, July 23</b>	9:00 a.m.-5:00 p.m.
<b>Friday, July 24</b>	9:00 a.m.-1:00 p.m.
<b>Saturday, July 25</b>	9:00 a.m.-2:00 p.m.

See page 59 for the exhibit hall layout and pages 60-74 for lists of exhibitors organized alphabetically and by category.

## Grand Opening

<b>Thursday, July 23</b>	9:00-10:00 a.m.
--------------------------	-----------------

Be sure to join your colleagues for the grand opening of the exhibit hall. All exhibits are housed in the spacious, sophisticated Cypress Ballroom. The hall will be filled with representatives from all aspects of industry: medical equipment and supplies, footwear, pharmaceuticals, management, marketing, publications, and much more. Enjoy a cup of coffee, peruse the aisles, shop, and make plans to return and learn more about the extensive lines of products and services that will be on display.

## PICK UP YOUR ABSTRACTS BOOK AT REGISTRATION



The poster abstracts are listed in a separate publication, available at the registration desk. Be sure to pick up your abstracts book to peruse the cutting-edge science being presented at The National, and don't miss the oral abstract presentations from 9:30 a.m.-12:30 p.m. on Friday, July 24, and the Poster Abstracts Symposium at 1:00 p.m. on Saturday, July 25.

## WRIGHT MEDICAL LABS RV SURGICAL DEMONSTRATIONS (NON-CECH)

<b>Thursday, July 23</b>
8:30-10:00 a.m.
10:30 a.m.-12:00 p.m.
12:30-2:00 p.m.

<b>Friday, July 24</b>
8:30-10:00 a.m.
10:30 a.m.-12:00 p.m.
12:30-2:00 p.m.

<b>Saturday, July 25</b>
8:30-10:00 a.m.
10:30 a.m.-12:00 p.m.
12:30-2:00 p.m.



# SCHEDULE AT A GLANCE

## TUESDAY / JULY 21

2:00-6:00 p.m.	Registration
----------------	--------------

## WEDNESDAY / JULY 22

7:30 a.m.-5:00 p.m.	Registration
8:00 a.m.-12:00 p.m.	<b>Preconference Program:</b> ACFAOM Annual Clinical Conference at The National
12:00-1:00 p.m.	Lunch and CECH Scanning
1:00-5:00 p.m.	<b>Preconference Program:</b> ACFAOM Annual Clinical Conference at The National
5:00 p.m.	CECH Scanning

## THURSDAY / JULY 23

6:00 a.m.-5:00 p.m.	Registration		
6:30-8:00 a.m.	<b>Breakfast Symposium 1:</b> The Diabetic Foot and Off-Loading		
6:30-8:00 a.m.	<b>Breakfast Symposium 2:</b> Pain Management		
8:00-9:00 a.m.	Opening Session		
8:00 a.m.-4:00 p.m.	<b>ASPMA Comprehensive Review Courses:</b> Administrative and Clinical		
9:00-10:00 a.m.	Exhibit Hall Grand Opening and CECH Scanning		
9:00 a.m.-5:00 p.m.	Exhibit Hall Open		
10:00 a.m.-12:00 p.m.	<b>TRACK 1:</b> Forefoot and Rearfoot Surgery	<b>TRACK 2:</b> Dermatology	<b>TRACK 3:</b> Wound Care
	<b>PFA Annual Symposium: Session 1:</b> Biomechanics	<b>PFA Annual Symposium: Session 2:</b> Equinus	<b>Assistants' Educational Program:</b> The Front Line
12:00-12:30 p.m.	Social Media 101 Workshop (Non-CECH)		
12:00-1:00 p.m.	Lunch Break (all) and CECH Scanning in Exhibit Hall (DPMs and assistants)		
12:00-1:00 p.m.	<b>Non-CECH Lunch Symposium:</b> Shifting the Antimicrobial Paradigm—A Novel Purified Collagen and Antimicrobial Technology for Wound Management		
1:00-2:00 p.m.	<b>Plenary Lecture:</b> Tinea Pedis Update		
1:00-3:30 p.m.	<b>PFA Annual Symposium:</b> Pedorthic Retail Update		
2:00-3:30 p.m.	<b>TRACK 1:</b> Public Health/Disparities	<b>TRACK 2:</b> The Diabetic Foot	<b>TRACK 3:</b> Osteopathic Manipulative Treatment
			<b>Assistants' Educational Program:</b> The Chairside Assistant
3:30-4:00 p.m.	CECH Scanning in the Exhibit Hall		
3:30-5:00 p.m.	Welcome Reception in the Exhibit Hall		

**KEY** ■ DPM, assistant, and pedorthist attendees ■ Assistant attendees ■ Pedorthist attendees ■ Preregistration required



## SCHEDULE AT A GLANCE

FRIDAY / JULY 24				
5:30-6:30 a.m.	WERQ® Dance Fitness Workout			
6:00 a.m.-1:30 p.m.	Registration			
6:30-8:00 a.m.	Breakfast Symposium: Vascular Evaluation of the Preoperative Patient and Review of Vascular Complications (Risk Management Program)			
8:00-9:00 a.m.	Plenary Lecture: Acral Lentiginous Melanoma: What Sets it Apart?			
8:00-9:00 a.m.	PFA Annual Symposium: Adolescent Pathology			
8:00 a.m.-12:30 p.m.	ASPMA Certification Examinations			
9:00-9:30 a.m.	Exhibit Hall Break and CECH Scanning (DPMs and assistants)			
9:00-10:00 a.m.	Exhibit Hall Break (pedorthists)			
9:00 a.m.-1:00 p.m.	Exhibit Hall Open			
9:30 a.m.-12:30 p.m.	TRACK 1: Oral Abstract and Evidence-Based Medicine Presentations	TRACK 2: Radiology	TRACK 3: Residency Directors' Workshop; ABFAS/ABPM Board Certification Update	Assistants' Educational Program: Miscellaneous Topics in Podiatric Medicine
10:00 a.m.-12:00 p.m.	PFA Annual Symposium: Podiatric Medical Treatment			
12:00-1:00 p.m.	Exhibit Hall Break (pedorthists)			
12:30-1:00 p.m.	Exhibit Hall Break and CECH Scanning (DPMs and assistants)			
12:30-1:30 p.m.	Podiatry Management Hall of Fame Luncheon			
12:30-1:30 p.m.	Non-CECH Lunch Symposium: The Use of Grafix in the Treatment of Complex Wounds			
1:00-5:00 p.m.	PFA Annual Symposium: Miscellaneous Topics in Pedorthics			
1:30-5:30 p.m.	WORKSHOP 1: Ultrasound		Young Physicians' Program	
1:30-3:30 p.m.	SMALL GROUP PANEL Session 1: The Podiatric Response to Seropositive Connective Tissue Disorders	SMALL GROUP PANEL Session 2: Dermoscopy for both Melanocytic Skin Cancer and Non-Melanocytic Skin Cancer	SMALL GROUP PANEL Session 3: Comprehensive Equinus Treatment of the Podopediatric Patient (Surgical and Non-Surgical)	
3:30 p.m.	CECH Scanning (DPMs)			
3:30-5:30 p.m.	SMALL GROUP PANEL Session 1: Achieving Better Outcomes: The Unique Anatomical, Biomechanical, and Hormonal Issues in Female Patients	SMALL GROUP PANEL Session 2: Improving Outcomes with Peripheral Nerve Concepts	SMALL GROUP PANEL Session 3: Florida State Laws and Rules	
5:00 p.m.	CEC Scanning (pedorthists)			
5:30 p.m.	CECH Scanning (DPMs)			

**DISCLAIMER:** The schedule and program are subject to change. For the most up-to-date information, visit [www.apma.org/thenational](http://www.apma.org/thenational), or download our APMA Meetings mobile app for information on the go, including text updates about schedule and location changes. iPhone and iPad users, find the APMA Meetings app in the App Store. Android users, visit the Google Play Store.



## SCHEDULE AT A GLANCE

SATURDAY / JULY 25		
6:00-7:00 a.m.	Team APMA 5K Run/Walk	
6:00 a.m.-2:30 p.m.	Registration	
6:30-8:00 a.m.	Breakfast Symposium 1: Onychomycosis	
6:30-8:00 a.m.	Breakfast Symposium 2: Wound Care A-Z	
6:30-9:00 a.m.	WORKSHOP 2: Introduction to Ankle Arthroscopy	
8:00-9:00 a.m.	Plenary Lecture: Will Your Documentation Save You or Sink You? (Risk Management Program)	
9:00-9:30 a.m.	Exhibit Hall Break (all) and CECH Scanning (DPMs and assistants)	
9:00 a.m.-2:00 p.m.	Exhibit Hall Open	
9:30-11:30 a.m.	TRACK 1: Practice Management	TRACK 2: Biomechanics/Sports Medicine
9:30 a.m.-12:30 p.m.	PFA Annual Symposium: Professional Development	Assistants' Educational Program: Compliance and Risk Management for the Podiatric Medical Assistant
10:00 a.m.-12:30 p.m.	WORKSHOP 3: Advanced Ankle Arthroscopy	
11:30 a.m.-12:30 p.m.	TRACK 1: Ethics	TRACK 2: Pain Management
12:30-1:00 p.m.	Advanced Social Media Workshop (Non-CECH)	
12:30-1:30 p.m.	Lunch Break (all) and CECH Scanning (DPMs and assistants) in Exhibit Hall	Non-CECH Lunch Symposium: A Scientifically Designed Topical Treatment Option for Toenail Onychomycosis: A Look at the Data, Including Populations of Interest
1:00-2:00 p.m.	Poster Abstracts Symposium and CECH Scanning	
2:00-3:00 p.m.	PFA Annual Symposium: Session 1: ABC Update: Best Business Practices and Celebrating a Successful Accreditation Survey	
2:00-4:00 p.m.	Controversy Debates	PFA Annual Symposium: Session 2: Orthotics Assistants' Educational Program: Office Managers' Breakout Session
4:00 p.m.	CECH Scanning	

SUNDAY / JULY 26	
6:30 a.m.-12:30 p.m.	Registration
7:00-8:30 a.m.	Breakfast Symposium: Introduction to ICD-10
8:30-10:30 a.m.	The Ultimate APMA Coding Seminar: ICD-10
10:30-11:00 a.m.	CECH Scanning Break
11:00 a.m.-12:30 p.m.	The Ultimate APMA Coding Seminar: ICD-10
12:30 p.m.	CECH Scanning

KEY ■ DPM, assistant, and pedorthist attendees ■ Assistant attendees ■ Pedorthist attendees ■ Preregistration required



# ORLANDO WORLD CENTER MARRIOTT

## RESORT MAP AND DIRECTORY





# ORLANDO WORLD CENTER MARRIOTT

## ACTIVITIES AND SERVICES

### RESTAURANTS & LOUNGES LEVEL

Falls Pool Bar & Grill	1
Food Court	1
Hawk's Landing Steakhouse & Grill	2
High Velocity Sports Bar	2
Lobby Lounge	2
Mikado Japanese Steakhouse	2
Siro Urban Italian Kitchen	2
Solaris Restaurant	2
Starbucks®	2

### RECREATION LEVEL

Basketball Court	1
Falls Pool	1
Fitness Center (24-hour)	1
Hawk's Landing Golf Course	2
Indoor Pool	1
The G.R.I.D.	1
Arcade	1
Sand Volleyball Courts	1
Spa	1
Tennis Courts	1
West Terrace Spa Pool	1
Separate quiet pool located outside the spa	

### WATER COVE LEVEL

Activities World	1
Scheduled activities throughout the week	
Plunge Zone	1
3 water slides	
Splash Zone	1
Kid's zero entry pool with pop jets and water toys	

### GUEST SERVICES LEVEL

Ball Services	2
Concierge	2
FedEx Office	1
Service & Self Service Business Center	
Front Desk	2
Guest Laundry	2
Hertz Desk	2

### GIFT SHOP LEVEL

Hawk's Landing Golf Pro Shop	2
Lobby Gift Shop	2
Mangrove Emporium	1
Spa Gift Shop	1

## MEETING SPACE

### CONVENTION FLOOR LEVEL

Crystal Ballroom	1
Salons A-Q	
Cypress Ballroom	1
Sections 1-3	
Grand Ballroom	1
Salons 1-14	
Hall of Cities	1
Anaheim, Atlanta, Boston, Chicago, Denver, Los Angeles, Miami, New York, New Orleans, San Antonio, San Francisco, St. Louis, Tampa, Washington	
Palm Ballroom	1
Canary 1-4, Royal, Sabot, Sogo	

### NORTH TOWER LEVEL

Caribbean Ballroom	2
Aruba, Bahamas, Grand Cayman, St. Thomas, West Indies, Puerto Rico	
Florida Ballroom	2
Harbor Beach, Sawgrass, Marco Island, Vero	
The Keys	2
Key Biscayne, Key Largo, Key West	

### EMERALD LEVEL

Emerald	4
Diamond	5
Jade	6
Marnett Suite	11

### OUTDOOR FUNCTION SPACE LEVEL

Falls Fairway Terrace	1
Falls Function Lawn	1
Solaris Deck	2
West Terrace Lawn	1

## GUEST ROOM KEY

TOWER	ROOM NUMBER
South 1	10101-11010
East 2	20436-22876
West 3	30101-30825
North 4	40401-41931

Ex. Room 20676 located in East Tower 2, Floor 06, Room 76

☒ = Elevator



# ORLANDO WORLD CENTER MARRIOTT

## CONVENTION CENTER LEVEL





# SPECIAL EVENTS



## OPENING SESSION

**Thursday, July 23**

8:00-9:00 a.m. | Sage



Attendees, exhibitors, family, and friends are invited to join APMA for a riveting opening session. APMA member Kittra Owens, DPM, will share her experience as

an officer in the US Navy, where she attained the rank of Lieutenant Commander, including a deployment to Afghanistan to train orthopedic surgeons in preparation for NATO withdrawal from that country.

Attendees also will hear from APMA President Phillip E. Ward, DPM. Dr. Ward will share his experiences as president and offer an update on the state of the association.

You're sure to leave the opening session with a new appreciation of the vital role podiatrists play both here in the US and on an international scale. Don't miss this eye-opening program.



Sponsored by APMA's friends at Spenco Medical Corporation.



## EXHIBIT HALL GRAND OPENING

**Thursday, July 23**

9:00-10:00 a.m. | Cypress Ballroom

Following the opening session, join your fellow attendees and exhibitors for the grand opening of the exhibit hall.

## WELCOME RECEPTION

**Thursday, July 23**

3:30-5:00 p.m. | Exhibit Hall

The exhibit hall grand opening will give you a taste of what our exhibitors have to offer this year. However, the real fun begins after the educational sessions end on day one. Come back to the exhibit hall for extended hours and a light reception!

Catch up with colleagues while you visit with exhibitors and experience tropical entertainment from a Caribbean steel drum band! Enjoy complimentary soft drinks and light snacks, as well as additional goodies offered by our exhibitors. Take advantage of this opportunity to unwind from a busy first day and check out the wide array of products and services. Also, be sure to use the APMA Meetings app to note the exhibitors you want to visit during the reception.



## SPECIAL EVENTS



Image: Cashman Photo Enterprises

### TEAM APMA 5K RUN/WALK

**Saturday, July 25**

6:00-7:00 a.m.

Hawk's Landing Golf Course  
Orlando World Center Marriott

#### Registration

\$20 Podiatric medical students

\$25 All others



**Join Team APMA  
on Facebook!**

APMA is hosting the fifth Team APMA 5K Run/Walk in support of the APMA Educational Foundation Student Scholarship Fund.

Plan on getting your Saturday morning off to an energetic start—or sleep in by registering as a sleeper. Either way, you will be supporting our podiatric medical students.

The event is open to podiatrists, assistants, and pedorthists attending The National and the PFA Annual Symposium, their guests, and exhibitors. Registration is limited to 250 participants.

This scenic 5K cross-country run features mostly concrete cart paths and some grass paths.

Runners and walkers will receive a free ASICS America Corporation running shirt. Sleepers will receive a complimentary cotton shirt. Shirt sizes will be available on a first-come, first-served basis.

Visit the APMA booth (#923) during exhibit hall hours to register for the race, and pick up your bib number and goody bag.

The APMA Educational Foundation Student Scholarship Fund awards scholarships annually to eligible podiatric medical students in their third and fourth year from the nine accredited podiatric medical colleges.

**Hosted and coordinated by**



**Shirt Sponsor**



**Title Sponsor**



**General Sponsors**







### WERQ® FITNESS CLASS

**Friday, July 24**

5:30-6:30 a.m. | Miami



Join Meredith L. Ward, DPM, as she pays it forward! Dr. Ward, an APMA Educational Foundation scholarship recipient (2012-2013 and 2013-2014), is offering a

WERQ® fitness class to raise money for student scholarships.

WERQ® is a fiercely fun dance fitness class based on pop, rock, and hip-hop music taught by certified fitness professionals.

Proceeds from this event benefit the APMA Educational Foundation Student Scholarship Fund. Registration is \$20.15. On-site registration takes place at the APMA booth, #923.

Registration is limited to 50 participants. The event is open to attendees registered for The National and exhibitors. Family members of registrants and exhibitors are also welcome to participate.



### PODIATRY MANAGEMENT HALL OF FAME LUNCHEON

**Friday, July 24**

12:30-1:30 p.m. | Sabal

Join *Podiatry Management's* annual Hall of Fame Luncheon honoring Joshua Gerbert, DPM; Justin Wernick, DPM; Richard Bloch, JD, executive director of the Maryland Podiatric Medical Association; and Rita Yates, executive director of the American Academy of Podiatric Sports Medicine.

The awards ceremony takes place at a special luncheon on Friday, July 24, as part of the APMA 2015 Annual Scientific Meeting (The National). Individual tickets are \$75 or \$750 for a table of 10. Tickets can be purchased and picked up at the APMA booth (#923).

Proceeds from ticket sales will benefit the APMA Educational Foundation Student Scholarship Fund. The event is sponsored by Bako Integrated Physician Solutions, PICA, and Sammy Systems.

*Podiatry Management's* Hall of Fame luncheon was created to recognize podiatrists' and non-podiatrists' accomplishments in the podiatric medical profession. This award is unique in that recipients are not selected by a committee, but by the results of American podiatrists' votes. Votes are cast by those completing *Podiatry Management's* annual survey, which appears in August and September on [www.podiatrym.com](http://www.podiatrym.com).





## SPECIAL EVENTS



### APMA SOCIAL MEDIA FORUMS (NON-CECH)

Attend one or both!

Forums take place outside the exhibit hall in the Cypress Ballroom Prefunction Space.

#### **Thursday, July 23**

12:00-12:30 p.m.  
Social Media 101

#### **Saturday, July 25**

12:30-1:00 p.m.  
Advanced Social Media

Establishing a presence on social media can be intimidating, whether you've been tweeting for years or you're not sure what all the Facebook fuss is about. The National provides a great opportunity to discuss all the ins and outs with APMA staff experts and your peers. APMA will offer two lunchtime social media seminars (non-CECH). Get answers to these questions and more:

- Why is it important for health-care providers to have a presence on social media?
- What do I need to know before signing up?
- Which platform is right for me and my practice?
- What type of content can I share on social media?
- How do I maintain my social media accounts?
- What type of analytics should I use to track my progress?
- Are there any copyright concerns?
- How do I handle a negative comment or complaint online?





Image: Rob Orther, Bay Communications

## LUNCH SYMPOSIA (NON-CECH)

**Thursday, July 23**

12:00-1:00 p.m. | Royal

**Shifting the Antimicrobial Paradigm—  
A Novel Purified Collagen and Antimicrobial  
Technology for Wound Management**

**FACULTY:** TBD

**Organogenesis Inc.**  
LIVING TECHNOLOGY

*Sponsored by a generous grant from Organogenesis Inc.*

**Friday, July 24**

12:30-1:30 p.m. | Royal

**The Use of Grafix in the Treatment of  
Complex Wounds**

**FACULTY:** David A. Yeager, DPM

**Osiris®**  
THERAPEUTICS, INC.

*Sponsored by a generous grant from  
Osiris Therapeutics, Inc.*

**Saturday, July 25**

12:30-1:30 p.m. | Royal

**A Scientifically Designed Topical Treatment  
Option for Toenail Onychomycosis: A Look at  
the Data, Including Populations of Interest**

**FACULTY:** Warren S. Joseph, DPM

**VALEANT**  
Pharmaceuticals North America LLC

*Sponsored by a generous grant from Valeant  
Pharmaceuticals North America LLC.*

## WRIGHT MEDICAL RV LABS SURGICAL DEMONSTRATIONS (NON-CECH)

The **Wright Medical RV Labs** has made its way to The National to provide small group demonstrations for surgical techniques. In total, nine labs will be offered, with three occurring each day, July 23-25. There is no cost to participate, and the labs provide no CECH.

Each lab can accommodate six attendees. Participants will have the opportunity to learn and practice advanced surgical techniques under the watchful guidance of surgical professionals from Wright. Visit the RV (located in the driveway outside the meeting center) to reserve your spot today. Space is available on a first-come basis.

**Thursday, July 23**

8:30-10:00 a.m.

Flatfoot reconstruction/  
sports injuries

10:30 a.m.-12:00 p.m.

Hammertoes/  
bunions/metatarsal  
decompression

12:30-2:00 p.m.

Lapidus/base opening  
wedge

**Friday, July 24**

8:30-10:00 a.m.

Hammertoes/  
bunions/metatarsal  
decompression

10:30 a.m.-12:00 p.m.

Lapidus/base opening  
wedge

12:30-2:00 p.m.

Trauma solutions/  
Jones/Lisfranc/  
metatarsals

**Saturday, July 25**

8:30-10:00 a.m.

MTP fusion/hemi/  
Swanson

10:30 a.m.-12:00 p.m.

Flatfoot reconstruction/  
sports injuries

12:30-2:00 p.m.

Hammertoes/  
bunions/metatarsal  
decompression



# APMA CORPORATE PARTNERS & MEMBERS



Bako Integrated  
Physician Solutions



MediTouch EHR/HealthFusion



PharmaDerm, a division of  
Fougere Pharmaceuticals Inc.



PICA



Spenco Medical Corporation



Valeant Pharmaceuticals  
North America LLC



Acelity

Amerx Health Care Corporation

Apex Foot Health Industries, LLC

ASICS America Corporation

Bio-Compression Systems, Inc.

Biomet Bone Healing

BSN medical

Cook Medical

Cutting Edge Laser Technologies

DARCO International, Inc.

DJO Global, Inc.

Gebauer Company

Mallinckrodt Pharmaceuticals

Medi USA, LP

Merz North America

MiMedx Group, Inc.

New Balance Athletic Shoe, Inc.

New Step Orthotics

Organogenesis Inc.

Ortho Dynamics

Osiris Therapeutics, Inc.

Pedag USA/Schelchen GmbH

Podiatrist Choice & MSN Orthotics SB

ProLab Orthotics/USA

SAS Shoemakers

SISA S.p.A.

Smith & Nephew

SureFit Labs

Stryker Foot and Ankle

The Tetra Corporation

Universal Imaging

Upsher-Smith Laboratories, Inc.

Vionic Group, LLC

As of May 29, 2015



# AMERICAN PODIATRIC MEDICAL ASSOCIATION

## OFFICERS

### President

Phillip E. Ward, DPM

### President-Elect

R. Daniel Davis, DPM

### Vice President

Ira H. Kraus, DPM

### Treasurer

Dennis R. Frisch, DPM

### Immediate-Past President

Frank Spinosa, DPM

### Trustees

Brooke A. Bisbee, DPM

Jeffrey DeSantis, DPM

David G. Edwards, DPM

Patrick A. DeHeer, DPM

Laura J. Pickard, DPM

Seth A. Rubenstein, DPM

Lawrence A. Santi, DPM

Sylvia Virbulis, DPM

Priya Parthasarathy, DPM,

Young Physician liaison

Tonda R. Wooten, American

Podiatric Medical Students'

Association liaison

### House of Delegates Speaker

J.D. Ferritto Jr., DPM

### APMA Annual Meeting

#### Committee

Chair: Dennis R. Frisch, DPM

R. Daniel Davis, DPM

Robert Frimmel, DPM

Erin E. Klein, DPM

Phillip E. Ward, DPM

### Staff Liaisons

Kathy L. Balderson

James R. Christina, DPM

Anne R. Martinez, CMP

Heather E. Palmer, MA, MBA

Beth Shaub

## APMA EXECUTIVE STAFF

### Executive Director and Chief

#### Executive Officer

Glenn B. Gastwirth, DPM

### Deputy Executive Director and

#### Chief Operating Officer

Jay Levrio, PhD

### Director of Communications

Peggy S. Tresky, MA

### Director of the Council on Podiatric Medical Education

Alan R. Tinkleman, MPA

### Director of Development and Corporate Relations

Heather E. Palmer, MA, MBA

### Director of Health Policy and Practice/Center for Professional Advocacy

Scott L. Haag, JD, MSPH

### Director of Legislative Advocacy

Peter J. Stein, MA

### Director of Membership Services

Beth Shaub

### Director of Scientific Affairs

James R. Christina, DPM

### Director of Young Physicians' Program

Nichol L. Salvo, DPM

## APMA STAFF

Carolyn Anderson

Sandra Arez

Susan Austin

Kathy Balderson

Noelle Boughanmi, MS

Chanel Braxton

Andrea Bueno

Edie Caro

Beth Anne Carr

Melanie Carter

Jorge Castellanos

Rose Cheney, MS

Nancy Chouinard, MEd

Aimee Condayan

Brielle Day

Elizabeth Dorcey, MA

Terry Edwards

Anita Elder

Joanne Gagnon

Maria Hrabak

Brian Hubbard

Loretta Hudson

Harold James

Jan James

Danielle Jeter

Tonia Jones, MS

Tiffany Kildale

Joyce Kubu

Lauren Kyger

Anne Martinez, CMP

Bindu Mathew, MS

Gregory McCray

Natasha Pattanshetti, JD, MPH

Catherine Phan

Gail Reese, JD

Rachel Richards

Janette Russell

Sandy Saylor

Will Scott

Stephanie Simmons

Benjamin Wallner

Margaret Wood

Nahla Wu

Diane Yokum

Nora Younes, MA

Warren S. Joseph, DPM,

Editor, *Journal of the*

*American Podiatric Medical*  
*Association*



Take Comfort in this...

# The Apex 'Never Out' Program!

'Never Out' from Apex eliminates **Back Orders** and guarantees your patients' 18 favorite styles will always be in stock.



- Free wall display featuring a primary pack of 18 top selling Apex footwear styles\*
- Guaranteed 72 hour shipping
- 25% discount on items that don't ship, plus free freight

Call for details:  
**201.833.2700**



414 Alfred Avenue,  
Teaneck, NJ 07666  
[www.apexfoot.com](http://www.apexfoot.com)

*Apex is a Proud Silver Sponsor for the  
2015 APMA Annual Scientific Meeting*

Corporate Member



BOOTH #403

\* We bill your account \$199 for the wall display but credit back the charge if you send us a photo of your mounted wall display within 60 days.



# CONTINUING EDUCATION



Continuing Education Contact Hours and Scanning Schedule	19
DPM and PMA Educational Program Faculty	21
Educational Program Objectives	26





**Visit us at  
Booth 909**



**PharmaDerm®**  
a division of Fougera Pharmaceuticals Inc.

KERYDIN® is a trademark of Anacor Pharmaceuticals, Inc.  
©2015 Fougera Pharmaceuticals Inc. All rights reserved.  
98NKD680215

  
**Kerydin™**  
(TAVABOROLE)  
TOPICAL SOLUTION, 5%



# CONTINUING EDUCATION CONTACT HOURS



Image: Marriott International, Inc.

## PODIATRIC PHYSICIANS

APMA is approved by the Council on Podiatric Medical Education as a provider of continuing education in podiatric medicine. APMA has approved this activity for 25 continuing education contact hours (CECH)\*. The following additional CECH are available to podiatric physicians:

- Eight (8) additional CECH for attending the ACFAOM Annual Clinical Conference on Wednesday, July 22, from 8:00 a.m.-5:00 p.m.
- Four (4) additional CECH for attending Workshop 1: Ultrasound on Friday, July 24, from 1:30-5:30 p.m.
- Two (2) additional CECH for attending the Young Physicians' Program on Friday, July 24, from 1:30-5:30 p.m.
- Four (4) additional CECH for attending two Small Group Panel Discussion sessions on Friday, July 24, from 1:30-5:30 p.m. (Each session provides an additional two CECH.)

Approval of the program has been requested from all state licensing boards.

*In accordance with the requirements of the Council on Podiatric Medical Education, APMA is required to monitor educational session attendance for verification of CECH.*

**Badges are bar-coded with your personal information and must be scanned.**

A continuing education verification report will be mailed to all meeting registrants within 45 days of the close of the sessions. Each registrant is responsible for reporting his or her attendance to all appropriate boards and agencies requiring continuing education.

Credits may be registered with state boards by providing them with a copy of the verification report.

*\* This number is based on attendance at all general session lectures, breakfast symposia, plenary lectures, and the APMA Poster Abstracts Symposium.*

## PODIATRIC MEDICAL ASSISTANTS

The American Society of Podiatric Medical Assistants (ASPMA) is approved by the Commission on Accreditation of Podiatric Medical Assisting Certification (CAPMAC) as a sponsor of continuing education in podiatric medical assisting. Program participants may earn up to 25 CECH. Only 20 credits are required per year for certification renewal.

*In accordance with CAPMAC requirements, ASPMA is required to monitor educational session attendance for CECH verification.*

**Badges are bar-coded with your personal information and must be scanned.**

A continuing education verification report will be mailed to all meeting registrants within 45 days of the close of the sessions. Each registrant is responsible for reporting his or her attendance to the recertification committee.



# CONTINUING EDUCATION CONTACT HOURS

## CERTIFIED PEDORTHISTS

The Podiatric Footcare Association's 2015 Annual Symposium & Exhibition will offer credentialed podorthists and other credentialed lower extremity professionals the opportunity to earn a substantial number of Continuing Education Credits (CECs) to meet their continuing education requirements and maintain certification and/or licensure. The number of CEC is pending approval from the American Board for Certification in Orthotics, Prosthetics & Pedorthics, Inc., and the Board of Certification/Accreditation.

**Badges are bar-coded with your personal information and must be scanned. See the detailed PFA educational program for category and number of CECs and scanning times and locations.**

**PLEASE NOTE:** CECH functions are for registered attendees only. APMA's official policy is to send attendees a certificate of attendance that reflects only the number of CECH scanned. To receive the maximum number of CECH, you must be scanned at each of the listed scanning sessions.

## CECH SCANNING SCHEDULE FOR PODIATRISTS AND ASSISTANTS

To receive your CECH, you must scan your badge during each of the noted scanning times. Below are the scanning schedule, scanning locations, and contact hours available:

### Wednesday, July 22

#### 12:00 p.m.

Scanning outside the lecture hall  
4 contact hours

#### 5:00 p.m.

Scanning outside the lecture hall  
4 contact hours

### Thursday, July 23

#### 9:00-10:00 a.m.

Scanning in the exhibit hall  
1.5 contact hours

#### 12:00-1:00 p.m.

Scanning in the exhibit hall  
2 contact hours

#### 3:30-4:00 p.m.

Scanning in the exhibit hall  
2.5 contact hours

### Friday, July 24

#### 9:00-9:30 a.m.

Scanning in the exhibit hall  
2.5 contact hours

#### 12:30-1:00 p.m.

Scanning in the exhibit hall  
3 contact hours

#### 3:30 p.m.

Scanning outside the lecture hall  
2 contact hours

#### 5:30 p.m.

Scanning outside the lecture hall  
2 contact hours

### Saturday, July 25

#### 9:00-9:30 a.m.

Scanning in the exhibit hall  
2.5 contact hours

#### 12:30-1:30 p.m.

Scanning in the exhibit hall  
3 contact hours

#### Poster Abstracts Symposium

Scanning in the poster exhibit  
1 contact hour

#### 4:00 p.m.

Scanning outside the lecture hall  
2 contact hours

### Sunday, July 26

#### 10:30-11:00 a.m.

Scanning outside the lecture hall  
3.5 contact hours

#### 12:30 p.m.

Scanning outside the lecture hall  
1.5 contact hours



# EDUCATIONAL PROGRAM FACULTY

## GLOSSARY OF CREDENTIALS

<b>AAFP</b>	Fellow, American Academy of Family Physicians
<b>AAO</b>	Fellow, American Academy of Osteopathy
<b>AAPPM</b>	Fellow, American Academy of Podiatric Practice Management
<b>AAPSM</b>	Fellow, American Academy of Podiatric Sports Medicine
<b>ABD</b>	Diplomate, American Board of Dermatology
<b>ABFAS</b>	Diplomate, American Board of Foot and Ankle Surgery
<b>ABIM</b>	Diplomate, American Board of Internal Medicine
<b>ABIMN</b>	Diplomate, American Board of Internal Medicine–Nephrology
<b>ABPM</b>	Diplomate, American Board of Podiatric Medicine
<b>ABPPH</b>	Diplomate, American Board of Podiatric Public Health
<b>ABR</b>	Diplomate, American Board of Radiology
<b>ABS</b>	Diplomate, American Board of Surgery
<b>ACFAOM</b>	Fellow, American College of Foot & Ankle Orthopedics & Medicine
<b>ACFAP</b>	Fellow, American College of Foot and Ankle Pediatrics
<b>ACP</b>	Fellow, American College of Physicians
<b>ACR</b>	Fellow, American College of Rheumatology
<b>ACSM</b>	Fellow, American College of Sports Medicine
<b>ASAM</b>	Fellow, American Society of Addiction Medicine
<b>ASPD</b>	Fellow, American Society of Podiatric Dermatology
<b>ASPM</b>	Fellow, American Society of Podiatric Medicine
<b>ASPS</b>	Fellow, American Society of Podiatric Surgeons
<b>AENS</b>	Fellow, Association of Extremity Nerve Surgeons
<b>IDSA</b>	Fellow, Infectious Diseases Society of America
<b>VSB</b>	Diplomate, Vascular Surgery Board of the American Board of Surgery

**Patrick S. Agnew, DPM**  
Virginia Beach, VA  
ACFAP

**Stephen F. Albert, DPM**  
Greenwood Village, CO  
ABFAS, ABPM, ACFAOM

**James C. Anderson, DPM**  
Fort Collins, CO  
AAPSM, ABFAS, AENS

**Albert V. Armstrong Jr., DPM, MS**  
Miami  
ABPM, ACFAOM, ASPM  
Chief Academic Officer and  
Interim Dean, Barry University  
School of Podiatric Medicine,  
Miami Shores, FL  
Associate Professor of  
Radiology, Barry University  
School of Podiatric Medicine,  
Miami Shores, FL

**Bradley W. Bakotic, DPM, DO**  
Alpharetta, GA

**Stephen L. Barrett, DPM, MBA**  
Phoenix  
ABFAS, AENS, ASPS  
Adjunct Professor, Midwestern  
University Arizona School of  
Podiatric Medicine, Glendale, AZ  
President, Association of  
Extremity Nerve Surgeons

**Elizabeth G. Bass, DPM**  
Dunn, NC  
ABFAS

**Alan J. Block, DPM, MS**  
Columbus, OH  
ABFAS, ASPS  
Clinical Assistant Professor of  
Orthopaedics, Chief, Section  
of Podiatry, The Ohio State  
University, Columbus, OH

**Ivan Bristow, PhD, FCPodMed, FFPM RCPS (Glasgow)**  
Southampton, United Kingdom  
Fellow, Faculty of Podiatric  
Medicine, College of Podiatry,  
London, United Kingdom  
Fellow, Faculty of Podiatric  
Medicine, Royal College of  
Physicians and Surgeons,  
Glasgow, United Kingdom

**Michael L. Brody, DPM**  
Commack, NY  
ABPM, ACFAOM

**Patrick R. Burns, DPM**  
Pittsburgh  
ABFAS, ASPS  
Assistant Professor, University of  
Pittsburgh School of Medicine,  
Pittsburgh  
Director, University of Pittsburgh  
School of Medicine and  
Surgery Residency, Pittsburgh



## EDUCATIONAL PROGRAM FACULTY

### **Jarrett D. Cain, DPM, MSc**

*Hummelston, PA*

ABFAS

Assistant Professor, Milton S.  
Hershey Medical Center, Penn  
State University College of  
Medicine, Hershey, PA

### **Thomas J. Chang, DPM**

*Santa Rosa, CA*

ABFAS

### **James R. Christina, DPM**

*Bethesda, MD*

ABFAS, ASPS

Director of Scientific Affairs,  
American Podiatric Medical  
Association, Inc.

### **Emily A. Cook, DPM, MPH, CPH**

*Dedham, MA*

AAPPM, ABFAS

Director of Resident Training,  
Mount Auburn Hospital,  
Cambridge, MA  
Clinical Instructor in Surgery,  
Harvard Medical School, Boston

### **Jeremy J. Cook, DPM, MPH, CPH**

*Dedham, MA*

AAPPM, ABFAS

Director of Quality and Research,  
Mount Auburn Hospital,  
Cambridge, MA  
Clinical Instructor in Surgery,  
Harvard Medical School, Boston

### **Keith D. Cook, DPM**

*Newark, NJ*

ABFAS

### **Louis J. DeCaro, DPM**

*West Hatfield, MA*

AAPPM, ACFAP, ASPM

President, American College of  
Foot and Ankle Pediatrics

### **Thorsten P. Degenhardt, PhD**

*Durham, NC*

### **Patrick A. DeHeer, DPM**

*Franklin, IN*

ABFAS, ACFAP, ASPS

### **Randall L. Dei, DPM**

*Franklin, WI*

ABFAS

### **Lawrence A. DiDomenico, DPM**

*Youngstown, OH*

ABFAS

### **Michael S. Downey, DPM**

*Philadelphia*

ABPM

Chief, Division of Podiatric  
Surgery, Penn Presbyterian  
Medical Center, Philadelphia

### **Allison B. Dozeman, DPM**

*Portland, OR*

### **Paul T. Dreyer, MD**

*Monteverde, FL*

ABIM, ABIMN

### **Vickie R. Driver, DPM, MS**

*Providence, RI*

President, Association for the  
Advancement of Wound Care

Professor, Orthopedic Surgery,  
Brown University School of  
Medicine, Providence, RI

Chief, Podiatric Surgery,  
Providence VA Medical Center,  
Providence, RI

Director, Clinical Research,  
HBO and Wound Healing  
Center, Rhode Island Hospital,  
Providence, RI

### **Aparna Duggirala, DPM**

*Greenbelt, MD*

ABFAS

President, American Association  
for Women Podiatrists

### **Katherine E. Dux, DPM**

*Maywood, IL*

ABPM

Assistant Professor, Department  
of Orthopaedic Surgery  
and Rehabilitation, Loyola  
University Chicago Stritch  
School of Medicine, Maywood, IL

### **N. Lawrence Edwards, MD**

*Gainesville, FL*

ACP, ACR

Professor of Medicine and Vice  
Chair of Graduate Medical  
Education, Department of  
Medicine in the College of  
Medicine, University of Florida,  
Gainesville, FL

Program Director, University  
of Florida Internal Medicine  
Residency, Gainesville, FL

### **Daniel P. Evans, DPM**

*North Chicago, IL*

ABPM, ACFAOM

Professor, Department of  
Podiatric Medicine and  
Radiology, Dr. William M. Scholl  
College of Podiatric Medicine  
at the Rosalind Franklin  
University of Medicine and  
Science, North Chicago, IL

### **John N. Evans, DPM**

*Allen Park, MI*

ABFAS, ABPM

### **Ryan H. Fitzgerald, DPM**

*Greenville, SC*

ABFAS

Clinical Assistant Professor of  
Surgery, University of South  
Carolina School of Medicine,  
Greenville, SC

### **Dennis R. Frisch, DPM**

*Boca Raton, FL*

ABFAS, ASPM



## EDUCATIONAL PROGRAM FACULTY

**Brian W. Fullem, DPM**

Clearwater, FL  
AAPSM, ABFAS, ACFAP, ASPS

**Paul S. Garrard, MBA**

Shepherdstown, WV  
Founder and President,  
PGPresents, LLC

**Alison J. Garten, DPM**

Washington, DC  
ABFAS

**Josef J. Geldwert, DPM**

New York  
AAPSM, ABFAS, ASPS  
Clinical Instructor, Department  
of Orthopedics, Mount Sinai  
Medical School, New York

**Stephen L. Goldman, DPM**

East Meadow, NY  
ABPM, ACFAOM, ASPS  
President-Elect, American Board  
of Podiatric Medicine

**Harry Goldsmith, DPM**

Cerritos, CA  
ABFAS, ACFAOM  
CEO, Codingline

**Michael E. Graham, DPM**

Macomb, MI  
ABFAS, ACFAP, AENS

**Scott L. Haag, JD, MSPH**

Bethesda, MD  
Director, Department of Health  
Policy and Practice, American  
Podiatric Medical Association,  
Inc.

**Michelle L. Handley, PMAC**

Westmont, IL  
Scientific Chair, American  
Society of Podiatric Medical  
Assistants

**Jason C. Harrill, DPM**

Chandler, AZ  
ABFAS, ABPM, ACFAOM

**Howard Heit, MD**

Arlington, VA  
ABIM, ACP, ASAM  
Assistant Clinical Professor,  
Georgetown University,  
Washington, DC

**Carmen R. Isasi, MD, PhD**

Bronx, NY  
Associate Professor, Department  
of Epidemiology and  
Population Health, Albert  
Einstein College of Medicine,  
Bronx, NY  
Associate Professor, Department  
of Pediatrics, Albert Einstein  
College of Medicine, Bronx, NY

**Warren S. Joseph, DPM**

Huntingdon Valley, PA  
ABPM, IDSA  
Editor, *Journal of the American  
Podiatric Medical Association*

**Annette M. Joyce, DPM**

Westminster, MD  
ASPD

**Molly S. Judge, DPM**

Oak Harbor, OH  
ABFAS, ASPM  
Faculty, Graduate Medical  
Education, Mercy Health  
Partners, Toledo, OH  
Adjunct Faculty, Ohio University,  
Athens, OH

**Paul Kesselman, DPM**

Oceanside, NY  
ABFAS

**Erin E. Klein, DPM, MS**

Grayslake, IL  
ABPM, ASPS  
Clinical Instructor, Department  
of Applied Biomechanics and  
Surgery, Dr. William M. Scholl  
College of Podiatric Medicine  
at the Rosalind Franklin  
University of Medicine and  
Science, North Chicago, IL

**Russell M. LaGreca, CFP®,  
CRPS®**

Baltimore  
Vice President, Institutional  
Consultant, and Corporate  
Retirement Director, J.K. Meek  
Group at Graystone Consulting

**Karen A. Langone, DPM**

Southampton, NY  
AAPSM, ABPM, ACFAOM

**Jeffrey D. Lehrman, DPM**

Wynnewood, PA  
AAPPM, ABFAS, ASPS  
Adjunct Clinical Professor,  
Department of Podiatric  
Surgery, Temple University  
School of Podiatric Medicine,  
Philadelphia

**Benjamin D. Levine, MD**

Santa Monica, CA  
ABR  
Assistant Clinical Professor of  
Radiology, UCLA David Geffen  
School of Medicine, Los Angeles

**Jay Levrio, PhD**

Bethesda, MD  
Deputy Executive Director  
and Chief Operating Officer,  
American Podiatric Medical  
Association, Inc.

**Evelyn Lewis&Clark, MD, MA**

Newnan, GA  
AAFP  
Adjunct Associate Professor,  
Department of Family and  
Community Health, Rutgers  
Robert Wood Johnson Medical  
School, New Brunswick, NJ

**Roy H. Lidtke, DPM, CPed**

Elberon, IA  
ABPM, ACFAOM



## EDUCATIONAL PROGRAM FACULTY

### **Charles M. Lombardi, DPM**

*Flushing, NY*  
ABFAS, ABPM, ACFAOM  
Member, Council on Podiatric  
Medical Education  
Chief of Foot Surgery and  
Podiatric Services, New York  
Hospital Queens, Flushing, NY

### **Christopher D. Lotufo, DPM**

*Newnan, GA*  
ABFAS

### **Robert S. Marcus, DPM**

*Teaneck, NJ*  
ABPM, ASPM

### **Bryan C. Markinson, DPM**

*New York*  
ABPM, ASPD  
Chief, Podiatric Medicine and  
Surgery, The Leni and Peter W.  
May Department of Orthopedic  
Surgery, Mount Sinai School of  
Medicine, New York

### **William A. Marston, MD**

*Chapel Hill, NC*  
ABS, VSB  
George J. Johnson Distinguished  
Professor and Chief, Division  
of Vascular Surgery, University  
of North Carolina at Chapel  
Hill School of Medicine, Chapel  
Hill, NC  
Medical Director, UNC Wound  
Healing Center, University of  
North Carolina at Chapel Hill  
School of Medicine, Chapel  
Hill, NC

### **James B. McGuire, DPM, PT, CPed**

*Philadelphia*  
ABFAS, ABPM  
Associate Professor, Department  
of Podiatric Medicine and  
Orthopedics, Temple University  
School of Podiatric Medicine,  
Philadelphia

### **Rosemay Michel, DPM**

*Fayetteville, NC*  
ABPM, ACFAOM

### **John D. Miller, BA**

*Johnston, IA*

### **Roya Mirmiran, DPM**

*Albuquerque, NM*  
ABFAS  
Adjunct Faculty, Midwestern  
University Arizona School of  
Podiatric Medicine, Glendale, AZ  
Adjunct Faculty, Western  
University of Health Sciences  
College of Podiatric Medicine,  
Pomona, CA

### **Jonathan E. Moore, DPM, MS**

*Somerset, KY*  
AAPP, ABPM, ACFAOM  
Adjunct Faculty, Kent State  
University College of Podiatric  
Medicine, Independence, OH

### **M. Joel Morse, DPM**

*Washington, DC*  
ABFAS, ABPM, ASPD  
President, American Society of  
Podiatric Dermatology

### **Aprajita Nakra, DPM**

*Gilbert, AZ*  
ABFAS  
Faculty, The Podiatry Institute,  
Decatur, GA

### **Doris B. Newman, DO**

*Wilton Manors, FL*  
AAO  
President, American Academy  
of Osteopathy  
Executive Director of Clinical  
Education and Associate  
Professor of Osteopathic  
Principles and Practice, Nova  
Southeastern University  
College of Osteopathic  
Medicine, Davie, FL

### **Stephen D. Palmer, DPM**

*Dixon, IL*  
AAPP, AAPSM, ABFAS, ASPS  
Chair, Board of Directors,  
American Society of Podiatric  
Surgeons

### **Natasha Pattanshetti, JD, MPH**

*Bethesda, MD*  
Policy Analyst, Center for  
Professional Advocacy/  
Health Policy and Practice,  
American Podiatric Medical  
Association, Inc.

### **Robert G. Parker, DPM**

*Houston*  
AAPP, ABFAS, AENS, ASPS

### **Oleg Petrov Jr., DPM**

*Chicago*  
ABFAS, ABPM, ACFAOM, ASPS  
Chair, Council on Podiatric  
Medical Education

### **Jeffrey M. Robbins, DPM**

*Beachwood, OH*  
ABPM, ABPPH, ACFAOM  
Professor, Podiatric Medicine,  
Kent State University College  
of Podiatric Medicine,  
Independence, OH

### **Lee C. Rogers, DPM**

*Simi Valley, CA*  
AAPP, ABPM, ACFAOM

### **V. Kathleen Satterfield, DPM**

*Rancho Cucamonga, CA*  
ABPM, ACFAOM  
Associate Professor/Assistant  
Dean, Pre-Clinical Education  
and Outcomes Assessment,  
Western University of Health  
Sciences College of Podiatric  
Medicine, Pomona, CA

### **Erika M. Schwartz, DPM**

*Bethesda, MD*  
ABFAS  
Faculty, MedStar Washington  
Hospital Center, Washington, DC



## EDUCATIONAL PROGRAM FACULTY

**Nathan H. Schwartz, DPM**

Smyrna, GA  
ABFAS, ASPS

**J. David Skliar, DPM**

Spring Hill, FL  
ABPM  
Professor Emeritus, New York  
College of Podiatric Medicine,  
New York

**Jennifer J. Spector, DPM**

Garnet Valley, PA  
ABFAS

**Scott A. Spencer, DPM**

Independence, OH  
ABPM, ACFAOM  
Associate Professor, Department  
of Biomechanics and  
Orthopedics, Kent State  
University College of Podiatric  
Medicine, Independence, OH

**Frank Spinosa, DPM**

Shelter Island, NY  
ABFAS, ABPM, ABPPH, ACFAOM,  
ASPS

**Douglas S. Stacey, DPM**

Henderson, NV  
ABFAS, ASPS  
Adjunct Instructor, Touro  
University Nevada College  
of Osteopathic Medicine,  
Henderson, NV

**Wenjay Sung, DPM**

Los Angeles  
ABFAS

**Cassandra B. Tomczak, DPM**

Portland, OR

**Dyane E. Tower, DPM, MS, MPH**

Lebanon, NH  
Assistant Professor of  
Orthopaedic Surgery, Geisel  
School of Medicine at  
Dartmouth, Hanover, NH

**Michael J. Trepal, DPM**

New York  
ABFAS  
Vice President for Academic  
Affairs and Dean, New York  
College of Podiatric Medicine,  
New York  
Professor of Surgery, New York  
College of Podiatric Medicine,  
New York

**Elliot T. Udell, DPM**

Hicksville, NY  
ABPM, ASPD, ASPM  
President, American Society of  
Podiatric Medicine

**Tracey C. Vlahovic, DPM, FFPM  
RCPS (Glasgow)**

Philadelphia  
ABFAS, ASPD  
Associate Professor, Temple  
University School of Podiatric  
Medicine, Philadelphia  
Fellow, Faculty of Podiatric  
Medicine, Royal College of  
Physicians and Surgeons,  
Glasgow, United Kingdom

**Phillip E. Ward, DPM**

Durham, NC  
AAPP, ABFAS, ABPM, ASPD,  
ASPS  
President, American Podiatric  
Medical Association, Inc.

**Elizabeth Watt**

Alpharetta, GA

**Terry D. Weaver, DPM**

Lebanon, PA  
ABFAS, ABPM, ACFAOM

**Susan M. Weeks, PMAC**

Knoxville, TN  
Membership Chair, American  
Society of Podiatric Medical  
Assistants

**Matthew B. Werd, DPM**

Lakeland, FL  
AAPSM, ABFAS, ACSM  
Chief of Podiatric Surgery,  
Lakeland Regional Medical  
Center, Lakeland, FL

**James R. Wharton, MD**

Louisville, KY  
ABD  
Assistant Clinical Professor,  
Division of Dermatology,  
University of Louisville School  
of Medicine, Louisville, KY

**Heather J. Wilson, PMAC**

Platteville, WI  
President, American Society of  
Podiatric Medical Assistants

**James P. Wilton, DPM**

Kittery Point, ME  
ABFAS, ACFAP, AENS, ASPD

**Jason D. Winn, Esq.**

Tallahassee, FL  
General Counsel, Florida  
Podiatric Medical Association

**James S. Wrobel, DPM, MS**

Grayslake, IL  
ABPM  
Associate Professor, Department  
of Internal Medicine, Division  
of Metabolism, Endocrinology  
and Diabetes, University of  
Michigan Health System, Ann  
Arbor, MI

**David A. Yeager, DPM**

Dixon, IL  
ABFAS, ASPS  
Residency Director, KSB Hospital,  
Dixon, IL

**Charles M. Zelen, DPM**

Salem, VA  
ABFAS, ABPM, ACFAOM



# EDUCATIONAL PROGRAM OBJECTIVES

AT THE CONCLUSION OF THIS PROGRAM,  
ATTENDEES WILL BE ABLE TO:

- gain a better understanding of the medical and surgical management of the diabetic foot, including wound care and the role of off-loading in wound repair;
- improve their knowledge of podiatric surgery, including advances in surgical correction of forefoot deformities and surgical treatment of complex rearfoot and ankle conditions;
- increase their level of understanding of pain management, the trajectory of pain, and the appropriate use of opioids in treating acute and chronic pain;
- understand recent safety advances in pain medications;
- gain a greater awareness of health-care disparities and public health conditions, including unconscious bias and post-traumatic stress disorder;
- update their knowledge of dermatological conditions that present in the lower extremity, including knowledge of melanoma of the foot, and recognize the relationship between certain dermatological conditions and systemic disorders;
- appreciate the epidemic of childhood obesity and its relationship to diabetes and lower extremity function;
- understand the biomechanics of various lower extremity disorders and the role proper footwear can play;
- gain greater knowledge of pre-operative vascular assessment for foot and ankle surgery and understand potential postoperative vascular complications and how to treat them;
- become aware of how to use the latest radiologic diagnostic modalities including CT, MRI, and digital X-rays, and understand the appropriate modality for a variety of foot and ankle pathologies;
- understand normal anatomy on various radiological diagnostic modalities and how to distinguish pathological conditions;
- improve their knowledge of the latest treatments for foot and ankle conditions that have an evidence-based treatment protocol;
- better appreciate the effect of equinus deformity on the pediatric patient and understand the surgical and non-surgical treatment options;
- increase their knowledge of ankle arthroscopy, including indications, anatomy, portals, and advanced arthroscopic techniques;
- better appreciate the unique anatomical, biomechanical, and hormonal issues in addressing foot and ankle care for the female patient;
- understand and appreciate how patient compliance can enhance patient care and the importance of appropriate medical record documentation;
- become more familiar with seropositive connective tissue disorders;
- gain updated knowledge about the latest research into a variety of foot and ankle conditions;
- understand the importance of biomechanics related to the athlete and the role of strength conditioning for the lower extremity;
- appreciate the systemic aspects of diabetes mellitus, including prevalence, diagnosis, and latest treatment protocols;
- understand the importance of proper ethical decisions in patient care;
- improve their understanding of controversial foot and ankle conditions and the evidence base for pursuing specific treatment protocols; and
- better appreciate the use of lasers in pain management for foot and ankle conditions.





## OUNCES OF PREVENTION

From footwear to foot care, no one protects foot health like New Balance. We developed the NBRx network of retailers to deliver all the benefits of our advanced footwear with the expertise of trained fit specialists. Foot care professionals trust NBRx-certified retailers to turn recommendations into solutions.

Find an NBRx-certified retailer near you at [newbalance.com/findastore](https://newbalance.com/findastore).

### NEW BALANCE 1260v5

Moderate Stability, developed to deliver premium cushioning and stability.





Instant solutions for your patients while they wait for custom orthotics:  
*TOTAL SUPPORT® TRIO*, *SPENCO MEDICS™* and *QUICKTHOTICS®*

# Spenco Professional Solutions

## TOTALSUPPORT® *Trio*

THREE STYLES TO FIT ANY FOOT AND FOOTWEAR



TOTAL SUPPORT® THIN



SPENCO MEDICS™ DRESS  
FULL-LENGTH



SPENCO MEDICS™ DIABETIC  
WITH PLASTAZOTE®



SPENCO MEDICS™ SPORT  
3/4-LENGTH



## SpencoMedics™

FOUR FULL- AND 3/4-LENGTH ORTHOTICS WITH  
INTERCHANGEABLE IMPACT PODS AND A NEW INSOLE  
SPECIFICALLY FOR DIABETIC FEET

## QUICKTHOTICS®

BY SPENCO MEDICAL



A FULLY-CUSTOMIZABLE  
COMPONENT INSOLE SYSTEM:  
FIVE-MINUTE CHAIRSIDE  
ORTHOTICS YOUR PATIENTS  
CAN WEAR IMMEDIATELY.



Call 1-800-877-3626 for more information



**Spenco®**  
Love Your Feet®

®REGISTERED AND ™ TRADEMARK OF SPENCO MEDICAL CORPORATION. ©2015 SMC. ALL RIGHTS RESERVED



# DPM PROGRAM



Educational Program Daily Schedules  
Risk Management Program—PICA

29  
33, 38



# **NAFTIN<sup>®</sup> GEL 2%** (Naftifine HCl)

**FOR MORE  
INFORMATION, VISIT  
[WWW.NAFTIN.COM](http://WWW.NAFTIN.COM)**



**ALSO AVAILABLE**

 **NAFTIN<sup>®</sup> CREAM 2%**  
(Naftifine HCl)

NAFTIN Gel, 2% and NAFTIN Cream, 2% are manufactured for Merz Pharmaceuticals, LLC, Raleigh, NC 27615.  
The Merz logo is a registered trademark of Merz Pharma GmbH & Co. KGaA.

NAFTIN is a registered trademark of Merz Pharmaceuticals, LLC. © 2015 Merz North America, Inc. All rights reserved. April 2015





# DPM EDUCATIONAL PROGRAM

WEDNESDAY / JULY 22

**Preconference Program**

**CRYSTAL J**

ACFAOM Annual Clinical Conference at The National

*Presented by the American College of Foot & Ankle Orthopedics & Medicine*

**Welcome and Conference Overview**

8:00 a.m.

Stephen F. Albert, DPM, and Javier Cavazos, DPM

**Podiatric Biomechanics—Current Biomechanical Principles for Your Practice**

8:00 a.m.-12:00 p.m.

**FACULTY:** Stephen F. Albert, DPM; Daniel P. Evans, DPM; and Jonathan E. Moore, DPM, MS

Lunch Program and CECH Scanning

12:00-1:00 p.m.

**Podiatric Medicine—A Day in the Life of Your Medical Practice: Doctor, Your Next Patient is in Room 1**

1:00-5:00 p.m.

**FACULTY:** Daniel P. Evans, DPM; Jason C. Harrill, DPM; Rosemay Michel, DPM; V. Kathleen Satterfield, DPM; and Terry D. Weaver, DPM


CECH Scanning

5:00 p.m.



# DPM EDUCATIONAL PROGRAM

THURSDAY / JULY 23

THURSDAY / JULY 23	
<b>Breakfast Symposium 1</b> <b>The Diabetic Foot and Off-Loading</b> <i>APMA has designated unrestricted educational grants from Mallinckrodt Pharmaceuticals; Merz North America; PharmaDerm, a division of Fougere Pharmaceuticals Inc.; PICA; Smith &amp; Nephew; Valeant Pharmaceuticals North America LLC; and Vionic Group, LLC, to support this program.</i> <b>MODERATOR:</b> Seth A. Rubenstein, DPM Vickie R. Driver, DPM, MS, and James B. McGuire, DPM, PT, CPed	<b>ROYAL</b> 6:30-8:00 a.m.
<b>Breakfast Symposium 2</b> <b>Pain Management</b> <i>APMA has designated unrestricted educational grants from Mallinckrodt Pharmaceuticals; Merz North America; PharmaDerm, a division of Fougere Pharmaceuticals Inc.; PICA; Smith &amp; Nephew; Valeant Pharmaceuticals North America LLC; and Vionic Group, LLC, to support this program.</i> <b>MODERATOR:</b> Dennis R. Frisch, DPM Howard Heit, MD	<b>SABAL</b> 6:30-8:00 a.m.
<b>Opening Session</b>	<b>SAGO</b> 8:00-9:00 a.m.
<b>Exhibit Hall Grand Opening and CECH Scanning</b>	9:00-10:00 a.m.
<b>TRACK 1: Forefoot and Rearfoot Surgery</b>   <i>APMA has designated an unrestricted educational grant from Stryker Foot and Ankle to support this program.</i> <b>MODERATOR:</b> Robin C. Ross, DPM	<b>CRYSTAL G1-AB</b> 10:00 a.m.-12:00 p.m.
<b>Hallux Rigidus: A Resurfacing Pathology</b> Keith D. Cook, DPM	10:00-10:20 a.m.
<b>Second MPJ Joint Pathology: Clinical Diagnosis, Imaging, and Surgical Correction</b> Erin E. Klein, DPM, MS (ASPS)	10:20-10:40 a.m.
<b>Lisfranc's Dislocation Fracture: To Fuse or Not to Fuse?</b> Roya Mirmiran, DPM	10:40-11:00 a.m.
<b>Flatfoot Reconstruction</b> Alan J. Block, DPM, MS (ASPS)	11:00-11:20 a.m.
<b>Ankle Arthrodesis</b> Roya Mirmiran, DPM	11:20-11:40 a.m.
<b>Ankle Fractures: How Do We Fix Them?</b> Keith D. Cook, DPM	11:40 a.m.-12:00 p.m.



# DPM EDUCATIONAL PROGRAM

THURSDAY / JULY 23

## TRACK 2: Dermatology

APMA has designated unrestricted educational grants from Merz North America and Valeant Pharmaceuticals North America LLC to support this program.

**MODERATOR:** Ira H. Kraus, DPM

## CRYSTAL J2-M

10:00 a.m.-12:00 p.m.

### Beyond Onychomycosis: Other Nail Dystrophies

Tracey C. Vlahovic, DPM, FFPM RCPS (Glasgow)

10:00-10:30 a.m.

### Podiatry and Dermatology: Knowing When and Where to Look Beyond the Foot

James R. Wharton, MD

10:30-11:00 a.m.

### Melanoma of the Foot

Michael J. Trepal, DPM

11:00-11:30 a.m.

### Beyond Tinea Pedis: Other Dermatological Conditions of the Foot and Ankle

Bryan C. Markinson, DPM

11:30 a.m.-12:00 p.m.

## TRACK 3: Wound Care

APMA has designated unrestricted educational grants from Medi USA, LP, and MiMedx Group to support this program.

**MODERATOR:** Robert Frimmel, DPM

## CRYSTAL H

10:00 a.m.-12:00 p.m.

### Can Machine Learning of Wound Images be Used to Predict Sentinel Wound Events?

James S. Wrobel, DPM, MS

10:00-10:30 a.m.

### Management of Chronic Leg Ulcers Associated with Venous Insufficiency

William A. Marston, MD

10:30-11:00 a.m.

### The Use of Noncontact, Low-Frequency Ultrasound in the Treatment of Ulcers

Vickie R. Driver, DPM, MS

11:00-11:30 a.m.

### Does the Literature Support the Use of Bioengineered Tissue Grafts in Limb Salvage?

Ryan H. Fitzgerald, DPM

11:30 a.m.-12:00 p.m.

## Social Media 101 Workshop (Non-CECH)

APMA Communications Department

## CYPRESS BALLROOM PREFUNCTION SPACE

12:00-12:30 p.m.

Lunch Break and CECH Scanning in the Exhibit Hall

12:00-1:00 p.m.

## Non-CECH Lunch Symposium

Shifting the Antimicrobial Paradigm—A Novel Purified Collagen and Antimicrobial Technology for Wound Management

Sponsored by a generous grant from Organogenesis Inc.

TBD

## ROYAL


12:00-1:00 p.m.

**KEY** ■ DPM, assistant, and podiatrist attendees ■ Preregistration required  
 R Qualifies for Radiology Credits VP Recommended for Young Physicians



# DPM EDUCATIONAL PROGRAM

THURSDAY / JULY 23

<b>Plenary Lecture</b> <b>Tinea Pedis Update</b> <i>APMA has designated unrestricted educational grants from Bako Integrated Physician Solutions; PICA; and Valeant Pharmaceuticals North America LLC to support this program.</i> <b>MODERATOR:</b> Jeffrey DeSantis, DPM Bryan C. Markinson, DPM		<b>SAGO</b> 1:00-2:00 p.m.
<b>TRACK 1: Public Health/Disparities</b>  <i>APMA has designated an unrestricted educational grant from ASICS America Corporation to support this program.</i> <b>MODERATOR:</b> Crystal M. Holmes, DPM		<b>CRYSTAL G1-AB</b> 2:00-3:30 p.m.
<b>Unconscious Bias</b> Evelyn Lewis&Clark, MD, MA		2:00-2:30 p.m.
<b>Post-Traumatic Stress Disorder</b> Evelyn Lewis&Clark, MD, MA		2:30-3:00 p.m.
<b>The Impact of Obesity on Physical Activity in the Pediatric Population</b> Carmen R. Isasi, MD, PhD		3:00-3:30 p.m.
<b>TRACK 2: The Diabetic Foot</b> <i>APMA has designated unrestricted educational grants from Apex Foot Health Industries, LLC; BSN medical; Cook Medical; and DJO Global, Inc., to support this program.</i> <b>MODERATOR:</b> Matthew G. Garoufalis, DPM		<b>CRYSTAL J2-M</b> 2:00-3:30 p.m.
<b>Medical and Surgical Management of the Diabetic Foot</b> Aprajita Nakra, DPM		2:00-2:30 p.m.
<b>Off-Loading the Diabetic Foot</b> James B. McGuire, DPM, PT, CPed		2:30-3:00 p.m.
<b>Peripheral Arterial Disease</b> Alan J. Block, DPM, MS (ASPS)		3:00-3:30 p.m.
<b>TRACK 3: Osteopathic Manipulative Treatment</b> <i>Presented in cooperation with the American Academy of Osteopathy</i> <b>MODERATOR:</b> Patrick A. DeHeer, DPM		<b>CRYSTAL H</b> 2:00-3:30 p.m.
<b>Osteopathic Manipulative Treatment of Lower Extremity Disorders</b> Doris B. Newman, DO		2:00-3:30 p.m.
CECH Scanning in the Exhibit Hall		3:30-4:00 p.m.
Welcome Reception in the Exhibit Hall		3:30-5:00 p.m.



## FRIDAY / JULY 24

### Breakfast Symposium

Vascular Evaluation of the Preoperative Patient and Review of Vascular Complications (Risk Management Program)

APMA has designated unrestricted educational grants from Mallinckrodt Pharmaceuticals; Merz North America; PharmaDerm, a division of Fougere Pharmaceuticals Inc.; PICA; Smith & Nephew; Valeant Pharmaceuticals North America LLC; and Vionic Group, LLC, to support this program.

PICA policyholders attending The National are eligible for up to a 15-percent premium discount for attending the risk management programming. Those attendees who have participated in other meetings or the home study and received a 10-percent discount can receive an additional 5-percent discount for attending the risk management programming at The National.

**MODERATOR:** Phillip E. Ward, DPM  
Michael S. Downey, DPM, and William A. Marston, MD

**ROYAL**

6:30-8:00 a.m.

### Plenary Lecture

Acral Lentiginous Melanoma: What Sets it Apart?

APMA has designated unrestricted educational grants from Bako Integrated Physician Solutions; PICA; and Valeant Pharmaceuticals North America LLC to support this program.

**MODERATOR:** R. Daniel Davis, DPM  
Bradley W. Bakotic, DPM, DO

**SAGO**

8:00-9:00 a.m.

CECH Scanning Break in the Exhibit Hall

9:00-9:30 a.m.

### TRACK 1: Oral Abstract and Evidence-Based Medicine Presentations

**MODERATOR:** Jeremy J. Cook, DPM, MPH, CPH

**CRYSTAL G1-AB**

9:30 a.m.-12:30 p.m.

#### Introduction to Evidence-Based Medicine

Dyane E. Tower, DPM, MS, MPH

9:30-9:55 a.m.

#### ORAL ABSTRACT PRESENTATIONS

9:55-11:15 a.m.

#### Retrospective Analysis of Intermetatarsal Screw Failure in a Modified Lapidus Arthrodesis Technique

Lawrence A. DiDomenico, DPM

9:55-10:05 a.m.

#### Diagnosis and Early Outcomes of Tarsal Tunnel in Long-Standing Neurogenic Heel Pain

Erin E. Klein, DPM, MS

10:05-10:15 a.m.

#### Ankle Arthrodesis with Antibiotic Cement Coated Intramedullary Nail and Ring External Fixation

Cassandra B. Tomczak, DPM

10:15-10:25 a.m.

#### The Association between Hemoglobin A1c and Surgical Morbidity in Elective Foot and Ankle Surgery

Katherine E. Dux, DPM

10:25-10:35 a.m.



# DPM EDUCATIONAL PROGRAM

FRIDAY / JULY 24

**A Prospective, Randomized, Controlled, Multi-Center Comparative Effectiveness Study of Healing Using Dehydrated Human Amnion/Chorion Membrane Allograft, Bioengineered Skin Substitute, or Standard of Care for Treatment of Chronic Diabetic Lower Extremity Ulcers**

Charles M. Zelen, DPM

10:35-10:45 a.m.

**A Second Look at the Pan-Metatarsal Head Resection: Should it be First Fiddle to the Transmetatarsal Amputation for Submetatarsal Ulcerations?**

John D. Miller, BA

10:45-10:55 a.m.

**Red Rubber Catheter Application for Bedside Irrigation with Sulfamylon Solution**

Allison B. Dozeman, DPM

10:55-11:05 a.m.

**Efficacy and Safety of Oral VT-1161, a Novel and Selective Inhibitor of Fungal CYP51, in a Randomized, Double-Blind, Placebo-Controlled Phase 2 Study (NCT01891305) in Patients with Moderate-to-Severe Interdigital Tinea Pedis**

Thorsten P. Degenhardt, PhD

11:05-11:15 a.m.

## EVIDENCE-BASED MEDICINE PRESENTATIONS

**First MPJ Arthrodesis: What Is the Evidence?**

Aprajita Nakra, DPM

11:15 a.m.-12:30 p.m.

11:15-11:25 a.m.

**First MTP Fusions for Hallux Valgus Deformities and the EBM for Progressive Deformities**

Wenjay Sung, DPM

11:25-11:35 a.m.

**Evidence-Based Guidelines for Off-Loading of the Diabetic Foot**

Lee C. Rogers, DPM

11:35-11:45 a.m.

**Management of Jones Fracture: What is the Evidence?**

Aprajita Nakra, DPM

11:45-11:55 a.m.

**DVT Prophylaxis Foot and Ankle Surgery**

Jarrett D. Cain, DPM, MSc

11:55 a.m.-12:05 p.m.

**Evidence-Based Approach to Advanced Wound Care Products**

Jeffrey M. Robbins, DPM

12:05-12:15 p.m.

**Evidence-Based Medicine for Surgical Algorithm for Charcot Reconstruction of the Foot**

Wenjay Sung, DPM

12:15-12:25 p.m.

**Voting**

12:25-12:30 p.m.



## TRACK 2: Radiology

**MODERATOR:** David G. Edwards, DPM

### **Radiographic Positioning Review and Clarification**

Albert V. Armstrong Jr., DPM, MS

### **Specialized Plain Radiographs for Foot and Ankle Pathology**

Molly S. Judge, DPM

### **Imaging Sports-Related Ankle Injuries**

Benjamin D. Levine, MD

### **The Latest in 3D Weight-Bearing CT**

Albert V. Armstrong Jr., DPM, MS

### **Fundamentals of Musculoskeletal Ultrasound**

Benjamin D. Levine, MD

### **Imperative Uses of Diagnostic Ultrasound in a Podiatric Practice**

Nathan H. Schwartz, DPM

### **Advanced Imaging of Gout**

Benjamin D. Levine, MD

### **Advantages/Disadvantages of Radiological Modalities in Differentiating Charcot versus Osteomyelitis**

Molly S. Judge, DPM

### **Interventional Uses of Diagnostic Ultrasound**

Nathan H. Schwartz, DPM

## **SAGO**

9:30 a.m.-12:30 p.m.

9:30-9:50 a.m.

9:50-10:10 a.m.

10:10-10:30 a.m.

10:30-10:50 a.m.

10:50-11:10 a.m.

11:10-11:30 a.m.

11:30-11:50 a.m.

11:50 a.m.-12:10 p.m.

12:10-12:30 p.m.

## TRACK 3: Residency Directors' Workshop

*Presented by COTH (AACPM) and the Council on Podiatric Medical Education*

**MODERATOR:** Nahla G. Wu

### **Documentation and Resident Assessment**

Charles M. Lombardi, DPM, and Jeffrey M. Robbins, DPM

### **Noncompliance: Do I Have All the Documents?**

Charles M. Lombardi, DPM

### **Logging Podiatric Medical and Surgical Experiences**

Randall L. Dei, DPM; Charles M. Lombardi, DPM; and Oleg Petrov Jr., DPM

## **CRYSTAL J2-M**

9:30-11:30 a.m.

## TRACK 3: ABFAS/ABPM Board Certification Update

*Presented by the American Board of Foot and Ankle Surgery and the American Board of Podiatric Medicine*

**MODERATOR:** Frank Spinosa, DPM

### **Why Certification Matters**

Steven L. Goldman, DPM, and Christopher D. Lotufo, DPM

## **CRYSTAL J2-M**

11:30 a.m.-12:30 p.m.



# DPM EDUCATIONAL PROGRAM

FRIDAY / JULY 24

CECH Scanning in the Exhibit Hall	12:30-1:00 p.m.
<b>Podiatry Management Hall of Fame Luncheon</b>	<b>SABAL</b> 12:30-1:30 p.m.
<b>Non-CECH Lunch Symposium</b> The Use of Grafix in the Treatment of Complex Wounds <i>Sponsored by a generous grant from Osiris Therapeutics, Inc.</i> David A. Yeager, DPM	<b>ROYAL</b> 12:30-1:30 p.m.
<b>WORKSHOP 1: Ultrasound</b> ⓘ <i>APMA has designated an unrestricted educational grant from Universal Ultrasound to support this workshop.</i> <b>INSTRUCTOR:</b> Nathan H. Schwartz, DPM <b>CO-INSTRUCTORS:</b> Albert V. Armstrong Jr., DPM, MS, and Benjamin D. Levine, MD	<b>CRYSTAL H</b> 1:30-5:30 p.m.
<b>Young Physicians' Program</b> ⓘ <i>APMA has designated unrestricted educational grants from Biomet Bone Healing; MediTouch EHR/HealthFusion; and PICA to support this program.</i> <b>MODERATOR:</b> Priya Parthasarathy, DPM	<b>CANARY 1</b> 1:30-5:30 p.m.
<b>Student Debt Management</b> Paul S. Garrard, MBA	1:30-2:30 p.m.
<b>Compliance</b> Scott L. Haag, JD, MSPH, and Natasha Pattanshetti, JD, MPH	2:30-3:30 p.m.
<b>Biomechanics and DME</b> Paul A. Kesselman, DPM, and Scott A. Spencer, DPM	3:30-4:30 p.m.
<b>Financial Planning and Liability and Asset Protection</b> Russell M. LaGreca, CFP®, CRPS®	4:30-5:30 p.m.
<b>SMALL GROUP PANEL DISCUSSIONS</b> <b>Session 1: The Podiatric Response to Seropositive Connective Tissue Disorders</b> <i>Presented by ASPM</i> <b>MODERATOR/PROCTOR:</b> Elliot T. Udell, DPM <b>PANELISTS:</b> Paul T. Dreyer, MD; Molly S. Judge, DPM; and Robert S. Marcus, DPM <b>Abnormal Blood Pressure Results and Determining When to Make a Referral and When to Just Apprise the Patient of Your Findings</b> Paul T. Dreyer, MD	1:30-5:30 p.m. <b>DIAMOND SUITE</b> 1:30-3:30 p.m.
<b>Session 2: Dermoscopy for both Melanocytic Skin Cancer and Non-Melanocytic Skin Cancer</b> <i>Presented by ASPD</i> <b>MODERATOR/PROCTOR:</b> Ivan Bristow, PhD, FCPodMed, FFPM RCPS (Glasgow) <b>PANELISTS:</b> Annette M. Joyce, DPM; Bryan C. Markinson, DPM; M. Joel Morse, DPM; and Tracey C. Vlahovic, DPM, FFPM RCPS (Glasgow)	<b>EMERALD SUITE</b> 1:30-3:30 p.m.



# DPM EDUCATIONAL PROGRAM

FRIDAY / JULY 24

## **Session 3: Comprehensive Equinus Treatment of the Podopediatric Patient (Surgical and Non-Surgical)**

*Presented by ACFAP*

**MODERATOR/PROCTOR:** Louis J. DeCaro, DPM

**PANELISTS:** Patrick S. Agnew, DPM; Patrick A. DeHeer, DPM; and Michael E. Graham, DPM

**NEW YORK/  
NEW ORLEANS**

1:30-3:30 p.m.

CECH Scanning

3:30 p.m.

## **SMALL GROUP PANEL DISCUSSIONS**

3:30-5:30 p.m.

### **Session 1: Achieving Better Outcomes: The Unique Anatomical, Biomechanical, and Hormonal Issues in Female Patients**

*Presented by AAWP*

**MODERATOR/PROCTOR:** Karen A. Langone, DPM

**PANELISTS:** Elizabeth G. Bass, DPM; Aparna Duggirala, DPM; Alison J. Garten, DPM; Erika M. Schwartz, DPM; and Jennifer J. Spector, DPM

**DIAMOND SUITE**

3:30-5:30 p.m.

### **Session 2: Improving Outcomes with Peripheral Nerve Concepts**

*Presented by AENS*

**MODERATOR/PROCTOR:** Stephen L. Barrett, DPM

**PANELISTS:** James C. Anderson, DPM; Stephen L. Barrett, DPM; Robert G. Parker, DPM; and James P. Wilton, DPM

**EMERALD SUITE**

3:30-5:30 p.m.

#### **Peripheral Nerve Entrapment**

James P. Wilton, DPM

3:30-3:45 p.m.

#### **Neurogenic Heel Pain and Use of Diagnostic Ultrasound**

Stephen L. Barrett, DPM

3:45-4:00 p.m.

#### **Impact of Peripheral Nerve Treatment on Balance and Gait**

James C. Anderson, DPM

4:00-4:15 p.m.

#### **Drop Foot and Nerve Decompression**

Robert G. Parker, DPM

4:15-4:30 p.m.

#### **Challenging Clinical Cases Encountered in the Office**

Panel

4:30-5:30 p.m.

## **Session 3: Florida State Laws and Rules**

*Presented in cooperation with the Florida Podiatric Medical Association*

**MODERATOR:** Robert Frimmel, DPM

Jason D. Winn, Esq.

**SAGO**

3:30-5:30 p.m.

CECH Scanning

5:30 p.m.



# DPM EDUCATIONAL PROGRAM

SATURDAY / JULY 25

## SATURDAY / JULY 25

### Breakfast Symposium 1

#### Onychomycosis

APMA has designated unrestricted educational grants from Mallinckrodt Pharmaceuticals; Merz North America; PharmaDerm, a division of Fougera Pharmaceuticals Inc.; PICA; Smith & Nephew; Valeant Pharmaceuticals North America LLC; and Vionic Group, LLC, to support this program.

**MODERATOR:** Sylvia Virbulis, DPM

Tracey C. Vlahovic, DPM, FFPM RCPS (Glasgow), and James R. Wharton, MD

**ROYAL**

6:30-8:00 a.m.

### Breakfast Symposium 2

#### Wound Care A-Z

APMA has designated unrestricted educational grants from Mallinckrodt Pharmaceuticals; Merz North America; PharmaDerm, a division of Fougera Pharmaceuticals Inc.; PICA; Smith & Nephew; Valeant Pharmaceuticals North America LLC; and Vionic Group, LLC, to support this program.

**MODERATOR:** Lawrence A. Santi, DPM

#### Basic Wound Care

Aprajita Nakra, DPM

6:30-7:15 a.m.

#### Advanced Wound Care

Emily A. Cook, DPM, MPH, CPH

7:15-8:00 a.m.

### WORKSHOP 2: Introduction to Ankle Arthroscopy

APMA has designated an unrestricted educational grant from Smith & Nephew to support this workshop.

**INSTRUCTOR:** Patrick R. Burns, DPM (ASPS)

**CO-INSTRUCTORS:** Stephen D. Palmer, DPM (ASPS), and David A. Yeager, DPM (ASPS)

**CRYSTAL NPQ**

6:30-9:00 a.m.

### Plenary Lecture

#### Will Your Documentation Save You or Sink You? (Risk Management Program)

APMA has designated unrestricted educational grants from Bako Integrated Physician Solutions; PICA; and Valeant Pharmaceuticals North America LLC to support this program.

PICA policyholders attending The National are eligible for up to a 15-percent premium discount for attending the risk management programming. Those attendees who have participated in other meetings or the home study and received a 10-percent discount can receive an additional 5-percent discount for attending the risk management programming at The National.

**MODERATOR:** Frank Spinoso, DPM

Thomas J. Chang, DPM

**SAGO**

8:00-9:00 a.m.

CECH Scanning in the Exhibit Hall

9:00-9:30 a.m.



# DPM EDUCATIONAL PROGRAM

SATURDAY / JULY 25

## TRACK 1: Practice Management

APMA has designated an unrestricted educational grant from MediTouch EHR/HealthFusion to support this program.

**MODERATOR:** Brooke A. Bisbee, DPM

### The Value of Excellent Patient Communication and Interpersonal Skills

Jeffrey D. Lehrman, DPM

**SAGO**

9:30-11:30 a.m.

9:30-10:00 a.m.

### The Difficult Patient

John N. Evans, DPM

10:00-10:30 a.m.

### Tips, Tricks, and Pearls: Things I've Learned after 30 Years in Practice

Douglas S. Stacey, DPM

10:30-11:00 a.m.

### How to Survive a Meaningful Use Audit and What to Do if You Do Not Pass the Audit

Michael L. Brody, DPM

11:00-11:30 a.m.

## TRACK 2: Biomechanics/Sports Medicine

APMA has designated an unrestricted educational grant from New Balance Athletic Shoe, Inc., to support this program.

**MODERATOR:** Andrew M. Belis, DPM

### Athletic Injuries of the Foot and Ankle: Interesting Case Presentations

Matthew B. Werd, DPM (AAPSM)

9:30-10:00 a.m.

### Core Strengthening in the Athlete and Implications for the Lower Extremity

Brian W. Fullem, DPM (AAPSM)

10:00-10:30 a.m.

### Biomechanical Implications of the Foot in Relationship to Sports

J. David Skliar, DPM

10:30-11:00 a.m.

### Effects of Footwear and Orthoses on Lower Extremity Arthritides

Roy H. Lidtke, DPM, CPed

11:00-11:30 a.m.

## WORKSHOP 3: Advanced Ankle Arthroscopy

APMA has designated an unrestricted educational grant from Smith & Nephew to support this workshop.

**INSTRUCTOR:** Patrick R. Burns, DPM (ASPS)

**CO-INSTRUCTORS:** Stephen D. Palmer, DPM (ASPS), and David A. Yeager, DPM (ASPS)

**CRYSTAL NPQ**

10:00 a.m.-12:30 p.m.

## TRACK 1: Ethics

**MODERATOR/PROCTOR:** Jay Levrio, PhD

Scott L. Haag, JD, MSPH, and James R. Christina, DPM

**SAGO**

11:30 a.m.-12:30 p.m.





## TRACK 2: Pain Management

APMA has designated an unrestricted educational grant from Cutting Edge Laser Technologies to support this program.

**MODERATOR:** Andrew M. Belis, DPM

**CRYSTAL J2-M**

11:30 a.m.-12:30 p.m.

**KEY**  DPM, assistant, and podorthist attendees  Preregistration required  
 Qualifies for Radiology Credits  Recommended for Young Physicians



# DPM EDUCATIONAL PROGRAM

SATURDAY / JULY 25

## **Efficacy of Using the MLS Laser for Plantar Fasciitis: An Objective and Subjective Assessment Using Ultrasound and the Visual Analog Scale**

Josef J. Geldwert, DPM

11:30 a.m.-12:00 p.m.

## **The Spectrum of Gout and Hyperuricemia: Acute Attacks to Chronic Refractory Gout**

*The joint sponsors of this presentation are Miller Professional Group and Virginia Commonwealth University.*

N. Lawrence Edwards, MD

12:00-12:30 p.m.

## **Advanced Social Media Workshop (Non-CECH)**

APMA Communications Department

**CYPRESS  
BALLROOM  
PREFUNCTION  
SPACE**

12:30-1:00 p.m.

Lunch and CECH Scanning in the Exhibit Hall

12:30-1:30 p.m.

## **Non-CECH Lunch Symposium**

A Scientifically Designed Topical Treatment Option for Toenail Onychomycosis:  
A Look at the Data, Including Populations of Interest

*Sponsored by a generous grant from Valeant Pharmaceuticals North America LLC.*

Warren S. Joseph, DPM

**ROYAL**

12:30-1:30 p.m.

## **Poster Abstracts Symposium**

**EXHIBIT HALL**  
1:00-2:00 p.m.

## **Controversy Debates**

Format: Each team will make a 10-minute presentation on each topic, followed by 20 minutes for rebuttal and audience participation.

**MODERATOR:** Alan J. Block, DPM, MS (ASPS)

**WOMEN'S TEAM:** Emily A. Cook, DPM, MPH, CPH (Captain); Roya Mirmiran, DPM; and Dyane E. Tower, DPM, MS, MPH (ASPS)

**MEN'S TEAM:** Jeremy J. Cook, DPM, MPH, CPH (Captain); Patrick R. Burns, DPM (ASPS); and Keith D. Cook, DPM

**SAGO**

2:00-4:00 p.m.

## **Acute Achilles Tendon Ruptures**

**MEN'S SIDE:** For Operative Management

**WOMEN'S SIDE:** For Non-Operative Management

2:00-2:40 p.m.

## **Lapidus Bunionectomy**

**MEN'S SIDE:** For Weight-Bearing Post-Operatively

**WOMEN'S SIDE:** Against Weight-Bearing Post-Operatively

2:40-3:20 p.m.

## **Treatment of Osteomyelitis**

**MEN'S SIDE:** For Medical Management

**WOMEN'S SIDE:** For Surgical Management

3:20-4:00 p.m.

CECH Scanning

4:00 p.m.




# DPM EDUCATIONAL PROGRAM

SUNDAY / JULY 26

## SUNDAY / JULY 26

### Breakfast Symposium

Introduction to ICD-10 

APMA has designated unrestricted educational grants from Mallinckrodt Pharmaceuticals; Merz North America; PharmaDerm, a division of Fougera Pharmaceuticals Inc.; PICA; Smith & Nephew; Valeant Pharmaceuticals North America LLC; and Vionic Group, LLC, to support this program.

**MODERATOR:** Laura J. Pickard, DPM  
Harry Goldsmith, DPM, and Ira H. Kraus, DPM

**CRYSTAL H**

7:00-8:30 a.m.

### The Ultimate APMA Coding Seminar

ICD-10 

APMA has designated an unrestricted educational grant from Merz North America to support this program.

**MODERATOR:** James R. Christina, DPM

**CRYSTAL J1/2**

8:30-10:30 a.m.

#### Advanced ICD-10

Harry Goldsmith, DPM

8:30-10:30 a.m.

CECH Scanning Break

10:30-11:00 a.m.

### The Ultimate APMA Coding Seminar

ICD-10 

APMA has designated an unrestricted educational grant from Merz North America to support this program.

**MODERATOR:** James R. Christina, DPM

**CRYSTAL J1/2**

11:00 a.m.-12:30 p.m.

#### PQRS/Meaningful Use Update

James R. Christina, DPM

11:00-11:45 a.m.

#### Panel Discussion

James R. Christina, DPM; Harry Goldsmith, DPM; and Ira H. Kraus, DPM

11:45 a.m.-12:30 p.m.

CECH Scanning

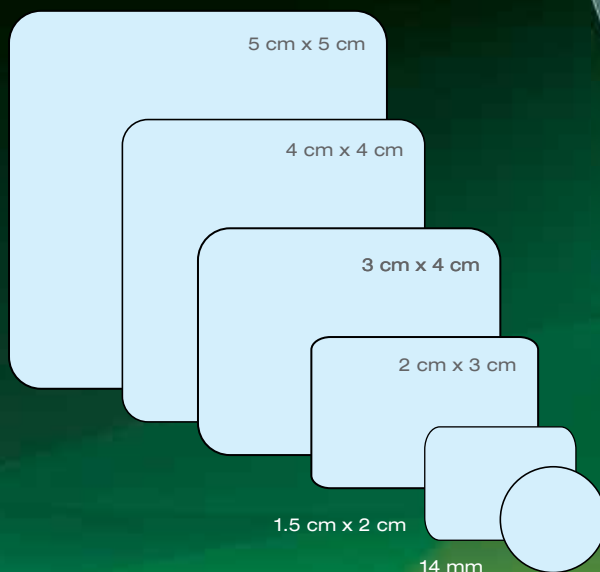
12:30 p.m.



## The Next Generation of Wound Care

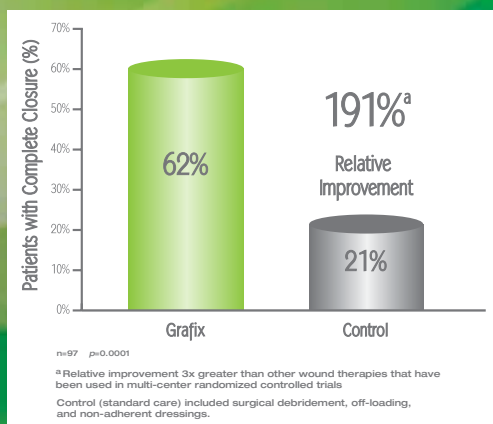
In a world where cost and waste reduction are critical, choose Grafix for fast wound closure

Actual sizes shown



- Available in multiple sizes, helping to reduce waste and cost
- Optimal wound coverage from initial application through wound closure
- Flexible, conforming, and easy-to-use without the need for sutures

### Randomized multi-center trial comparing Grafix vs conventional care in 97 patients with diabetic foot ulcers<sup>1</sup>



- Grafix demonstrated significantly higher wound closure compared to control (62% vs 21%,  $p=0.0001$ )
- Median time to closure: 42 days with Grafix vs 70 days with control ( $p=0.019$ )
- 50% fewer infections with Grafix vs control (18% vs 36%,  $p=0.044$ )

**Reference:** 1. Lavery LA, Fulmer J, Shebetka KA, Regulski M, Vayser D, Fried D, et al. The efficacy and safety of Grafix for the treatment of chronic diabetic foot ulcers: results of a multi-centre, controlled, randomised, blinded, clinical trial. *Int Wound J*. 2014;11(5):554-560.

**Osiris**<sup>®</sup>  
THERAPEUTICS, INC.

7015 Albert Einstein Drive  
Columbia, MD 21046  
1-888-OSIRIS 1  
www.Osiris.com



# PFA PROGRAM



PFA Educational Program Faculty  
Educational Program Daily Schedules

43  
44



Meet your most important **curve.**

# VIONIC®

WITH  
ORTHAHEEL®  
TECHNOLOGY



Tide II Tan Leopard Flip Flop

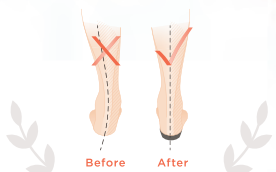


Gemma Luxe Grey Leopard Slipper

## Improved outcomes, improved revenue!

Vionic® with Orthaheel® Technology brings together the best of science and style. Designed to hug your arches and provide support through podiatrist designed, built-in orthotic technology. Which means they provide comfort for everyday activities – and they look good doing it.

POWERED BY  
**VASYLI**  
MEDICAL



**NATURAL RELIEF**  
FROM THE GROUND UP

©2015 Vionic Group LLC

### IMPROVE OUTCOMES WITH STORE - IN - CLINIC DISPLAYS AND PRODUCT PROGRAMS!

Contact us to learn about our comprehensive retailing opportunities for your facility.

Call Deena Rudden at: 415-755-2783 or email: [drudden@vionicgroup.com](mailto:drudden@vionicgroup.com)

[www.VionicShoes.com](http://www.VionicShoes.com)

Vionic products are not intended to resolve serious orthopedic conditions or injuries. If you have previous injuries, or are currently wearing Vionic products and experience new pain, or existing pain persists or worsens, discontinue use and consult your doctor.

Corporate Member  
**APMA**



**VISIT US AT  
BOOTH: 715**



# PFA EDUCATIONAL PROGRAM FACULTY

*The Pedorthic Footcare Association (PFA) Annual Symposium program and faculty were developed and selected by PFA independently of APMA.*

**Raymond J. Anthony, FCPodS, DPodM**

*Grand Cayman, Cayman Islands, BWI*

Staff Podiatrist, Chrissie Tomlinson Memorial Hospital, Grand Cayman, Cayman Islands, BWI  
Clinical Director, The Gait & Posture Centre, Helix Healthcare, Grand Cayman, Cayman Islands, BWI  
Owner and Managing Director, Cayman Orthotics

**Louis J. DeCaro, DPM**

*West Hatfield, MA*

AAPPM, ACFAP, ASPM  
President, American College of Foot and Ankle Pediatrics

**Patrick A. DeHeer, DPM**

*Franklin, IN*

ABFAS, ACFAP, ASPS

**Allan B. Grossman, DPM**

*Harrisburg, PA*

ABFAS, ACFAP  
Associate Professor, Drexel University College of Medicine, Philadelphia

**Pam Haig, CPed**

*Elwood, IN*

Visionary Founder and President-Elect, The Robert M. Palmer, MD, Institute of Biomechanics, Inc., Elwood, IN

**Russell J. Hornfisher, MBA, MSOD**

*Maryville, TN*

O&P Channel Manager, Orthotic Holdings, Inc.

**Dennis J. Janisse, CPed**

*Milwaukee*

President and CEO, National Pedorthic Services, Inc.  
Clinical Assistant Professor, Department of Physical Medicine and Rehabilitation, Medical College of Wisconsin, Milwaukee  
Director, Board of Directors, American Board for Certification in Orthotics, Prosthetics & Pedorthics, Inc.

**Katia Langton, DC, CPed**

*Nanaimo, BC, Canada*

Owner, Harbour City Chiropractic, Nanaimo, BC, Canada

**Jim Lawson**

*Alexandria, VA*

Manager, Outreach Development, American Board for Certification in Orthotics, Prosthetics & Pedorthics, Inc.

**Jeremy Long, BOCPD**

*Columbia, MD*

Director, Board of Directors, Pedorthic Footcare Association

**Raymond J. Margiano, PhD**

*Atlanta*

CEO and Founder, Foot Solutions Inc.

**Dean Mason, CO, CPed**

*Lorain, OH*

Vice President, Pedorthic Footcare Association

**James B. McGuire, DPM, PT, CPed**

*Philadelphia*

ABFAS, ABPM

Associate Professor, Department of Podiatric Medicine and Orthopedics, Temple University School of Podiatric Medicine, Philadelphia

**Benjamin Nebroski, CPed**

*Harrisburg, PA*

Director, Board of Directors, Pedorthic Footcare Association

**Roberta Nole, MA, PT, CPed**

*Middlebury, CT*

Owner, Stride™ Custom Foot Orthotics Lab and Nolaro24™, LLC

**Patricia Ann Pande, PT, MCLSc, CPed, CSCS**

*Durham, NC*

Owner and Founder, FootCentric LLC

**Chris Stanley, CPed**

*Alburt, ME*

Director, Board of Directors, Pedorthic Footcare Association

**Stuart G. Wittner, CPed**

*Ronkonkoma, NY*

Vice President, Orthotic Holdings, Inc., Ronkonkoma, NY



# PFA EDUCATIONAL PROGRAM

## PEDORTHIC FOOTCARE ASSOCIATION 2015 ANNUAL SYMPOSIUM & EXHIBITION

The Pedorthic Footcare Association (PFA) Annual Symposium program and faculty were developed and selected by PFA independently of APMA.

### THURSDAY / JULY 23

#### Breakfast Symposium 1

##### The Diabetic Foot and Off-Loading

1.5 hours of Scientific CEC

Scanning outside of meeting room immediately following the program

*APMA has designated unrestricted educational grants from Mallinckrodt Pharmaceuticals; Merz North America; PharmaDerm, a division of Fougere Pharmaceuticals Inc.; PICA; Smith & Nephew; Valeant Pharmaceuticals North America LLC; and Vionic Group, LLC, to support this program.*

**MODERATOR:** Seth A. Rubenstein, DPM

Vickie R. Driver, DPM, MS, and James B. McGuire, DPM, PT, CPed

**ROYAL**

6:30-8:00 a.m.

#### Breakfast Symposium 2

##### Pain Management

*APMA has designated unrestricted educational grants from Mallinckrodt Pharmaceuticals; Merz North America; PharmaDerm, a division of Fougere Pharmaceuticals Inc.; PICA; Smith & Nephew; Valeant Pharmaceuticals North America LLC; and Vionic Group, LLC, to support this program.*

**MODERATOR:** Dennis R. Frisch, DPM

Howard Heit, MD

**SABAL**

6:30-8:00 a.m.

#### Opening Session

**SAGO**

8:00-9:00 a.m.

#### Exhibit Hall Grand Opening

9:00-10:00 a.m.

#### **Session 1:** Biomechanics

2 hours of Scientific CEC

Scanning outside of meeting room immediately following the program

**MODERATOR:** Dean Mason, CO, CPed

**CRYSTAL J1-KL**

10:00 a.m.-12:00 p.m.

#### **Podiatric and Pedorthic Camaraderie 2015**

Louis J. DeCaro, DPM

10:00-11:00 a.m.

#### **Understanding Applied Foot and Ankle Biomechanics**

Pam Haig, CPed

11:00 a.m.-12:00 p.m.



# PFA EDUCATIONAL PROGRAM

THURSDAY / JULY 23

---

## **Session 2: Equinus**

2 hours of Scientific CEC

Scanning outside of meeting room immediately following the program

**MODERATOR:** Althea Powell, CPed

### **Equinus: The Basics**

Patrick A. DeHeer, DPM

### **Equinus: Biomechanics**

Patrick A. DeHeer, DPM

## **CANARY 1**

10:00 a.m.-12:00 p.m.

10:00-11:00 a.m.

11:00 a.m.-12:00 p.m.

---

Lunch Break in the Exhibit Hall

12:00-1:00 p.m.

---

## **Pedorthic Retail Update**

1.5 hours of Business CEC

Scanning outside of meeting room immediately following the program

**MODERATOR:** Chris Constantini, CPed

### **Pedorthic/Shoe Retail Market Today and Tomorrow**

Raymond J. Margiano, PhD

### **Retail Pearls Panel Discussion**

**MODERATOR:** Benjamin Nebroski, CPed

**PANEL:** Benjamin Nebroski, CPed, and Chris Stanley, CPed

## **CRYSTAL J1-KL**

1:00-3:30 p.m.

1:00-2:00 p.m.

2:00-3:30 p.m.

---

Welcome Reception in the Exhibit Hall

3:30-5:00 p.m.

---



# PFA EDUCATIONAL PROGRAM

FRIDAY / JULY 24

FRIDAY / JULY 24	
<b>Breakfast Symposium</b> Vascular Evaluation of the Preoperative Patient and Review of Vascular Complications (Risk Management Program) <i>APMA has designated unrestricted educational grants from Mallinckrodt Pharmaceuticals; Merz North America; PharmaDerm, a division of Fougere Pharmaceuticals Inc.; PICA; Smith &amp; Nephew; Valeant Pharmaceuticals North America LLC; and Vionic Group, LLC, to support this program.</i> <b>MODERATOR:</b> Phillip E. Ward, DPM Michael S. Downey, DPM, and William A. Marston, MD	<b>ROYAL</b> 6:30-8:00 a.m.
<b>Adolescent Pathology</b> 1 hour of Scientific CEC Scanning outside of meeting room immediately following the program <b>MODERATOR:</b> Rob Sobel, CPed  <b>Common Preteen and Adolescent Pathologies</b> Roberta Nole, MA, PT, CPed	<b>CRYSTAL J1-KL</b> 8:00-9:00 a.m.  8:00-9:00 a.m.
Exhibit Hall Break	9:00-10:00 a.m.
<b>Podiatric Medical Treatment</b> 2 hours of Scientific CEC Scanning outside of meeting room immediately following the program <i>APMA has designated an unrestricted educational grant from Apex Foot Health Industries, LLC, to support this program.</i> <b>MODERATOR:</b> Tara Mina, CPed  <b>Unraveling the Mysteries of Midtarsal Joint Function</b> James B. McGuire, DPM, PT, CPed  <b>Equinus: Non-Surgical Treatment</b> Patrick A. DeHeer, DPM	<b>CRYSTAL J1-KL</b> 10:00 a.m.-12:00 p.m.  10:00-11:00 a.m.  11:00 a.m.-12:00 p.m.
Exhibit Hall Break	12:00-1:00 p.m.
<b>Podiatry Management Hall of Fame Luncheon</b>	<b>SABAL</b> 12:30-1:30 p.m.



## Miscellaneous Topics in Pedorthics

4 hours of Scientific CEC

Scanning outside of meeting room immediately following the program

*APMA has designated unrestricted educational grants from DJO Global, Inc., and Medi USA, LP, to support this program.*

**MODERATOR:** Tammy Daulton, CPed

## CRYSTAL J1-KL

1:00-5:00 p.m.

### Advanced Pedorthic Techniques for Modern Athletic Footwear

Jeremy Long, BOCPD

1:00-2:00 p.m.

### Children and Their Feet: Preventing Small Problems from Becoming Big Ones

Patricia Ann Pande, PT, CPed

2:00-3:00 p.m.

### Diabetes: The Next Global Pandemic

Katia Langton, DC, CPed

3:00-4:00 p.m.

### SCFOs: When a Foot Orthosis Isn't Enough and an AFO is Too Much

Dennis J. Janisse, CPed

4:00-5:00 p.m.



# PFA EDUCATIONAL PROGRAM

SATURDAY / JULY 25

SATURDAY / JULY 25	
<b>Breakfast Symposium 1</b> <b>Onychomycosis</b> <i>APMA has designated unrestricted educational grants from Mallinckrodt Pharmaceuticals; Merz North America; PharmaDerm, a division of Fougera Pharmaceuticals Inc.; PICA; Smith &amp; Nephew; Valeant Pharmaceuticals North America LLC; and Vionic Group, LLC, to support this program.</i> <b>MODERATOR:</b> Sylvia Virbulis, DPM Tracey C. Vlahovic, DPM, FFPM RCPS (Glasgow), and James R. Wharton, MD	<b>ROYAL</b> 6:30-8:00 a.m.
<b>Breakfast Symposium 2</b> <b>Wound Care A-Z</b> <i>APMA has designated unrestricted educational grants from Mallinckrodt Pharmaceuticals; Merz North America; PharmaDerm, a division of Fougera Pharmaceuticals Inc.; PICA; Smith &amp; Nephew; Valeant Pharmaceuticals North America LLC; and Vionic Group, LLC, to support this program.</i> <b>MODERATOR:</b> Lawrence A. Santi, DPM	<b>SABAL</b> 6:30-8:00 a.m.
<b>Basic Wound Care</b> Aprajita Nakra, DPM	6:30-7:15 a.m.
<b>Advanced Wound Care</b> Emily A. Cook, DPM, MPH, CPH	7:15-8:00 a.m.
<b>Plenary Lecture</b> <b>Will Your Documentation Save You or Sink You? (Risk Management Program)</b> 1 hour of Business CEC Scanning outside of meeting room immediately following the program <i>APMA has designated unrestricted educational grants from Bako Integrated Physician Solutions; PICA; and Valeant Pharmaceuticals North America LLC to support this program.</i> <b>MODERATOR:</b> Frank Spinoso, DPM Thomas J. Chang, DPM	<b>SAGO</b> 8:00-9:00 a.m.
Exhibit Hall Break	9:00-9:30 a.m.
<b>Practice Management</b> <i>APMA has designated an unrestricted educational grant from MediTouch EHR/HealthFusion to support this program.</i> <b>MODERATOR:</b> Brooke A. Bisbee, DPM	<b>SAGO</b> 9:30-11:30 a.m.
<b>The Value of Excellent Patient Communication and Interpersonal Skills</b> Jeffrey D. Lehrman, DPM	9:30-10:00 a.m.
<b>The Difficult Patient</b> John N. Evans, DPM	10:00-10:30 a.m.
<b>Tips, Tricks, and Pearls: Things I've Learned after 30 Years in Practice</b> Douglas S. Stacey, DPM	10:30-11:00 a.m.



# PFA EDUCATIONAL PROGRAM

SATURDAY / JULY 25

## How to Survive a Meaningful Use Audit and What to Do if You Do Not Pass the Audit

Michael L. Brody, DPM

11:00-11:30 a.m.

### Professional Development

3 hours of Business CEC

Scanning outside of meeting room immediately following the program

**MODERATOR:** Matt Almeida, CPed

**CRYSTAL J1-KL**

9:30 a.m.-12:30 p.m.

### Central Casting: A New Pedorthic Partnership through Podiatry

Jeremy Long, BOCPD, and Stuart G. Wittner, CPed

9:30-10:30 a.m.

### Podiatry and Pedorthics: A Win-Win for Everyone

Dean Mason, CO, CPed

10:30-11:30 a.m.

### How to Treat Employees Like a Dog

Russell J. Hornfisher, MBA, MSOD

11:30 a.m.-12:30 p.m.

Lunch in the Exhibit Hall

12:30-2:00 p.m.

### Session 1: ABC Update: Best Business Practices and Celebrating a Successful Accreditation Survey

1 hour of Business CEC

Scanning outside of meeting room immediately following the program

**MODERATOR:** Jeremy Long, BOCPD

Jim Lawson (American Board for Certification in Orthotics, Prosthetics & Pedorthics, Inc. [ABC])

**CANARY 2**

2:00-3:00 p.m.

### Session 2: Orthotics

2 hours of Scientific CEC

Scanning outside of meeting room immediately following the program

*APMA has designated an unrestricted educational grant from Spenco Medical Corporation to support this program.*

**MODERATOR:** Chris Stanley, CPed

**CRYSTAL J1-KL**

2:00-4:00 p.m.

### Evidence-Based Medicine: A New Approach to Orthotics and Over-the-Counter Orthotics

Allan B. Grossman, DPM

2:00-3:00 p.m.

### Ground Reaction Force Modulation: A Kinetic Approach to Foot Orthotic Therapy

Raymond J. Anthony, FCPodS, DPodM

3:00-4:00 p.m.





# MOTION IS MEDICINE™

PRESCRIBE MOTION AND  
RETURN YOUR PATIENTS  
TO A HEALTHIER LIFESTYLE

Our MotionCARE™ portfolio provides a wide variety of treatment options that address the issues of Pain, Alignment, Strength & Stability with non-addictive, cost-effective solutions to help your patients regain mobility or recover faster.

It's simple. Evidence based treatment options = greater patient satisfaction.

## MOTIONCARE™

Visit **booth #1203** to learn more about DJO Global's evidence based MotionCARE to return patients to a healthier lifestyle.



[DJOGlobal.com/Motion-Is-Medicine](http://DJOGlobal.com/Motion-Is-Medicine)

AIRCAST®

 chattanooga™

 CMF™

Dr.  
Comfort®

 DONJOY®

 Empi

 exos®

PROCARE®



# PMA PROGRAM





# QUICKTHOTICS®

BY SPENCO MEDICAL



## Component Insole System (CIS)



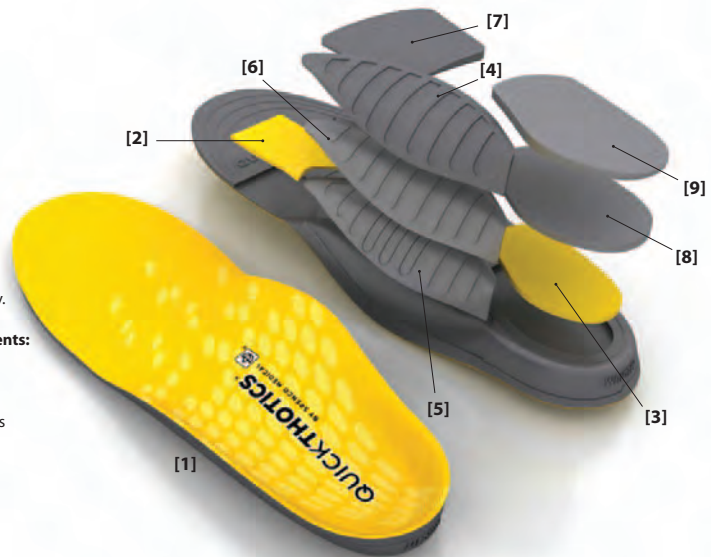
### Each Package contains:

[1] 1 Pair—QUICKTHOTICS® Base Insoles with SPENCO® TOTALSUPPORT® Technology.

### Plus these self-adhesive add-on components:

- [2] 1 Pair—1st Metatarsal Head EVA plugs
- [3] 1 Pair—Central Heel EVA plugs
- [4] 1 Pair—Flexible nylon arch supports
- [5] 1 Pair—Semi-flexible nylon arch supports
- [6] 1 Pair—Rigid nylon arch supports
- [7] 1 Pair—3° EVA forefoot wedges (posts)
- [8] 1 Pair—3° EVA rearfoot wedges (posts)
- [9] 1 Pair—EVA heel lifts

Cat. No. 32-111



*A quick, cost-effective, customizable, chair-side orthotic insole system to address the mechanical etiologies of the most common musculoskeletal pathologies of the lower-limb.*

- No glue. No heat gun. No grinder. No mess. All you need is a pair of scissors!
- Prescription orthotic insoles made and dispensed in the office in less than 5 minutes.
- Cost effective, prescription orthotic therapy for your patients.
- Dispensed at the initial consultation for immediate symptom relief.
- Complete control over the prescriptions.
- Adjustments in the office in seconds.
- Lower laboratory bills!

	S	M	L	XL
womens	1 thru 4	5 thru 8	9 thru 12	13 thru 16
mens	4 thru 7	8 thru 11	12 thru 15	
U.K.	12.5 – 3	4 – 6	7 – 10	11 – 14
Europe	31 – 35	36 – 40	40 – 45	45 – 50

**Research studies have shown that non-prescription, preformed orthotics may be effective, and in some cases more effective<sup>1</sup>, than custom-made orthotics in the treatment of common musculoskeletal pathologies of the foot and lower-limb; in particular plantar fasciitis<sup>2,7</sup>.**

Even without customization, QUICKTHOTICS® CIS may help reduce symptoms associated with metatarsalgia, plantar fasciitis, tibialis posterior tendonitis, sinus tarsi, pes anserinus tendinitis, ilio-tibial band syndrome, and retro-patella pain.

By adding the appropriate combination of die-cut, self-adhesive prescription components, including rearfoot and forefoot wedges, heel lifts, and arch supports; and by pulling out the plugs from the first metatarsal head and plantar heel, QUICKTHOTICS® CIS may be customized to target the underlying mechanical etiologies of your patients' specific pathologies.

Blurring the distinction between custom-made and preformed foot orthotic devices, the QUICKTHOTICS® CIS allows you to fabricate and dispense cost-effective orthotic insoles at chair-side; in minutes, with no need for a heat gun, glue, or a grinder, which is good for your patients, healthy and time-saving for you, and great for your bottom line!

Call 1-800-877-3626 or visit [spenco.com](http://spenco.com) for more information



**References:** 1. Pfeiffer G, Bacchetti P, Deland J, Lewis A, Anderson R, Davis W, Alvarez R, Brodsky J, Cooper P, Frey C, Herrick R, Myerson M, Sammarco J, Janecki C, Ross S, Bowman M, Smith R: Comparison of custom and prefabricated orthoses in the initial treatment of proximal plantar fasciitis. *Foot Ankle Int.* 1999 Apr;20(4):214-21. 2. Landsman A, Defronzo D, Anderson J, Roukis T: Scientific assessment of over-the-counter foot orthoses to determine their effects on pain, balance, and foot deformities. *J Am Podiatr Med Assoc.* 2009 May-Jun;99(3):206-15. 3. Baldassin V, Gomes CR, Beraldo PS: Effectiveness of prefabricated and customized foot orthoses made from low-cost foam for noncomplicated plantar fasciitis: a randomized controlled trial. *Arch Phys Med Rehabil.* 2009 Apr;90(4):701-6. 4. Fauno P, Kälund S, Andreassen I, Jørgensen U: Soreness in lower extremities and back is reduced by use of shock absorbing heel inserts. *Int J Sports Med.* 1993 Jul;14(5):288-90. 5. Mündermann A, Stefanyshyn DJ, Nigg BM: Relationship between footwear comfort of shoe inserts and anthropometric and sensory factors. *Med Sci Sports Exerc.* 2001 Nov;33(11):1939-45. 6. Gross ML, Davlin LB, Evanski PM: Effectiveness of orthotic shoe inserts in the long-distance runner. *Am J Sports Med.* 1991 Jul-Aug;19(4):409-12. 7. Wosk J, Voloshin AS: Low back pain: conservative treatment with artificial shock absorbers. *Arch Phys Med Rehabil.* 1985 Mar;66(3):145-8.

Patent Pending. ® Registered and ™ Trademark of Spenco Medical Corporation. © 2014 SMC. All Rights Reserved.



# PMA EDUCATIONAL PROGRAM

Presented in conjunction with the American Society of Podiatric Medical Assistants (ASPMA)

APMA has designated an educational grant from Spenco Medical Corporation to support this program.

## THURSDAY / JULY 23

### Breakfast Symposium 1

#### The Diabetic Foot and Off-Loading

APMA has designated unrestricted educational grants from Mallinckrodt Pharmaceuticals; Merz North America; PharmaDerm, a division of Fougere Pharmaceuticals Inc.; PICA; Smith & Nephew; Valeant Pharmaceuticals North America LLC; and Vionic Group, LLC, to support this program.

**MODERATOR:** Seth A. Rubenstein, DPM

Vickie R. Driver, DPM, MS, and James B. McGuire, DPM, PT, CPed

### ROYAL

6:30-8:00 a.m.

### Breakfast Symposium 2

#### Pain Management

APMA has designated unrestricted educational grants from Mallinckrodt Pharmaceuticals; Merz North America; PharmaDerm, a division of Fougere Pharmaceuticals Inc.; PICA; Smith & Nephew; Valeant Pharmaceuticals North America LLC; and Vionic Group, LLC, to support this program.

**MODERATOR:** Dennis R. Frisch, DPM

Howard Heit, MD

### SABAL

6:30-8:00 a.m.

### Opening Session

### SAGO

8:00-9:00 a.m.

### ASPMA Administrative Review Course

### NEW ORLEANS

8:00 a.m.-4:00 p.m.

### ASPMA Clinical Review Course

### NEW YORK

8:00 a.m.-4:00 p.m.

### Exhibit Hall Grand Opening and CECH Scanning

9:00-10:00 a.m.

### The Front Line

**MODERATOR:** Elizabeth L. Franklin, PMAC

#### Introduction and Welcome from ASPMA President

Heather J. Wilson, PMAC

#### Following Office Policy

Susan M. Weeks, PMAC

#### The Role of the Podiatric Assistant in Communicating with Patients and Managing the Non-Adherent Patient

Elliot T. Udell, DPM

### CANARY 2

10:00 a.m.-12:00 p.m.

10:00-10:15 a.m.

10:15-11:00 a.m.

11:00 a.m.-12:00 p.m.



# PMA EDUCATIONAL PROGRAM

THURSDAY / JULY 23

<b>Social Media 101 Workshop (Non-CECH)</b> APMA Communications Department	<b>EXHIBIT HALL</b> 12:00-12:30 p.m.
Lunch Break and CECH Scanning in the Exhibit Hall	12:00-1:00 p.m.
<b>Plenary Lecture</b> <b>Tinea Pedis Update</b> <i>APMA has designated unrestricted educational grants from Bako Integrated Physician Solutions; PICA; and Valeant Pharmaceuticals North America LLC to support this program.</i> <b>MODERATOR:</b> Jeffrey DeSantis, DPM Bryan C. Markinson, DPM	<b>SAGO</b> 1:00-2:00 p.m.
<b>The Chairside Assistant</b> Moderator: Elizabeth Franklin, PMAC  <b>Understanding Common Braces and Foot and Ankle Orthoses Used by Podiatrists</b> Michelle L. Handley, PMAC  <b>OTC Products and Footwear to Enhance Patient Care</b> Heather J. Wilson, PMAC  <b>Knowing Your Podiatry Products—iSpy</b> Michelle L. Handley, PMAC	<b>CANARY 2</b> 2:00-3:30 p.m.  2:00-2:30 p.m.  2:30-3:00 p.m.  3:00-3:30 p.m.
CECH Scanning in the Exhibit Hall	3:30-4:00 p.m.
Welcome Reception in the Exhibit Hall	3:30-5:00 p.m.



## FRIDAY / JULY 24

### Breakfast Symposium

Vascular Evaluation of the Preoperative Patient and Review of Vascular Complications (Risk Management Program)

*APMA has designated unrestricted educational grants from Mallinckrodt Pharmaceuticals; Merz North America; PharmaDerm, a division of Fougere Pharmaceuticals Inc.; PICA; Smith & Nephew; Valeant Pharmaceuticals North America LLC; and Vionic Group, LLC, to support this program.*

**MODERATOR:** Phillip E. Ward, DPM  
Michael S. Downey, DPM, and William A. Marston, MD

**ROYAL**

6:30-8:00 a.m.

### Plenary Lecture

Acral Lentiginous Melanoma: What Sets it Apart?

*APMA has designated unrestricted educational grants from Bako Integrated Physician Solutions; PICA; and Valeant Pharmaceuticals North America LLC to support this program.*

**MODERATOR:** R. Daniel Davis, DPM  
Bradley W. Bakotic, DPM, DO

**SAGO**

8:00-9:00 a.m.

### ASPMA Administrative Exam

**NEW ORLEANS**

8:00 a.m.-12:30 p.m.

### ASPMA Clinical Exam

**NEW YORK**

8:00 a.m.-12:30 p.m.

CECH Scanning Break in the Exhibit Hall

9:00-9:30 a.m.

### Miscellaneous Topics in Podiatric Medicine

*APMA has designated an unrestricted educational grant from Bako Integrated Physician Solutions to support this program.*

**MODERATOR:** Destiny Gomez, PMAC

#### How Did I Miss That Fracture?

Frank Spinosa, DPM

9:30-10:00 a.m.

#### Ultrasound

Michelle L. Handley, PMAC

10:00-10:30 a.m.

#### Vascular Disease

Phillip E. Ward, DPM

10:30-11:00 a.m.

#### Team Approach to Diabetes

Dennis R. Frisch, DPM

11:00-11:30 a.m.

#### Diabetes

Heather J. Wilson, PMAC

11:30 a.m.-12:00 p.m.

#### Common Nail Disorders: Appropriate Sampling and Diagnostic Methods

Elizabeth Watt

12:00-12:30 p.m.



# PMA EDUCATIONAL PROGRAM

FRIDAY / JULY 24

CECH Scanning in the Exhibit Hall	12:30-1:00 p.m.
<i>Podiatry Management Hall of Fame Luncheon</i>	<b>SABAL</b> 12:30-1:30 p.m.



## SATURDAY / JULY 25

### Breakfast Symposium 1

#### Onychomycosis

APMA has designated unrestricted educational grants from Mallinckrodt Pharmaceuticals; Merz North America; PharmaDerm, a division of Fougera Pharmaceuticals Inc.; PICA; Smith & Nephew; Valeant Pharmaceuticals North America LLC; and Vionic Group, LLC, to support this program.

**MODERATOR:** Sylvia Virbulis, DPM

Tracey C. Vlahovic, DPM, FFPM RCPS (Glasgow), and James R. Wharton, MD

**ROYAL**

6:30-8:00 a.m.

### Breakfast Symposium 2

#### Wound Care A-Z

APMA has designated unrestricted educational grants from Mallinckrodt Pharmaceuticals; Merz North America; PharmaDerm, a division of Fougera Pharmaceuticals Inc.; PICA; Smith & Nephew; Valeant Pharmaceuticals North America LLC; and Vionic Group, LLC, to support this program.

**MODERATOR:** Lawrence A. Santi, DPM

#### Basic Wound Care

Aprajita Nakra, DPM

6:30-7:15 a.m.

#### Advanced Wound Care

Emily A. Cook, DPM, MPH, CPH

7:15-8:00 a.m.

### Plenary Lecture

#### Will Your Documentation Save You or Sink You? (Risk Management Program)

APMA has designated unrestricted educational grants from Bako Integrated Physician Solutions; PICA; and Valeant Pharmaceuticals North America LLC to support this program.

**MODERATOR:** Frank Spinosa, DPM

Thomas J. Chang, DPM

**SAGO**

8:00-9:00 a.m.

CECH Scanning in the Exhibit Hall

9:00-9:30 a.m.

### Practice Management

APMA has designated an unrestricted educational grant from MediTouch EHR/HealthFusion to support this program.

**MODERATOR:** Brooke A. Bisbee, DPM

#### The Value of Excellent Patient Communication and Interpersonal Skills

Jeffrey D. Lehrman, DPM

9:30-10:00 a.m.

#### The Difficult Patient

John N. Evans, DPM

10:00-10:30 a.m.

#### Tips, Tricks, and Pearls: Things I've Learned after 30 Years in Practice

Douglas S. Stacey, DPM

10:30-11:00 a.m.

#### How to Survive a Meaningful Use Audit and What to Do if You Do Not Pass the Audit

Michael L. Brody, DPM

11:00-11:30 a.m.



# PMA EDUCATIONAL PROGRAM

SATURDAY / JULY 25

<b>Compliance and Risk Management for the Podiatric Medical Assistant</b> Moderator: Jasmine Robinson, PMAC  <b>ADA and HIPAA Compliance</b> Scott L. Haag, JD, MSPH, and Natasha Pattanshetti, JD, MPH  <b>Risk Management</b> Dennis R. Frisch, DPM  <b>ICD-10</b> Harry Goldsmith, DPM	<b>CANARY 1</b> 9:30 a.m.-12:30 p.m.  9:30-10:15 a.m.  10:15-11:00 a.m.  11:00 a.m.-12:30 p.m.
<b>Advanced Social Media Workshop (Non-CECH)</b> APMA Communications Department	<b>EXHIBIT HALL</b> 12:30-1:00 p.m.
Lunch and CECH Scanning in the Exhibit Hall	12:30-1:30 p.m.
<b>Poster Abstracts Symposium</b>	<b>EXHIBIT HALL</b> 1:00-2:00 p.m.
<b>Office Managers' Breakout Session</b> <b>MODERATOR:</b> Jasmine Robinson, PMAC Susan M. Weeks, PMAC	<b>CANARY 1</b> 2:00-4:00 p.m.
CECH Scanning	4:00 p.m.



# PMA EDUCATIONAL PROGRAM

SUNDAY / JULY 26

## SUNDAY / JULY 26

### Breakfast Symposium

#### Introduction to ICD-10

APMA has designated unrestricted educational grants from Mallinckrodt Pharmaceuticals; Merz North America; PharmaDerm, a division of Fougere Pharmaceuticals Inc.; PICA; Smith & Nephew; Valeant Pharmaceuticals North America LLC; and Vionic Group, LLC, to support this program.

**MODERATOR:** Laura J. Pickard, DPM

Harry Goldsmith, DPM, and Ira H. Kraus, DPM

**CRYSTAL H**

7:00-8:30 a.m.

### The Ultimate APMA Coding Seminar

#### ICD-10

APMA has designated an unrestricted educational grant from Merz North America to support this program.

**MODERATOR:** James R. Christina, DPM

#### Advanced ICD-10

Harry Goldsmith, DPM

**CRYSTAL J1/2**

8:30-10:30 a.m.

8:30-10:30 a.m.

CECH Scanning Break

10:30-11:00 a.m.

### The Ultimate APMA Coding Seminar

#### ICD-10

APMA has designated an unrestricted educational grant from Merz North America to support this program.

**MODERATOR:** James R. Christina, DPM

#### PQRS/Meaningful Use Update

James R. Christina, DPM

#### Panel Discussion

James R. Christina, DPM; Harry Goldsmith, DPM; and Ira H. Kraus, DPM

**CRYSTAL J1/2**

11:00 a.m.-12:30 p.m.

11:00-11:45 a.m.

11:45 a.m.-12:30 p.m.

CECH Scanning

12:30 p.m.





**medi**

**Learn more at  
booth 615 at the  
APMA show!**

**igli® Junior insoles enable  
individual targeted correction  
of children's feet.**

**The flexible carbon core  
provides the foot with dynamic  
support without restricting its  
natural mobility.**

**medi® is your full line provider for innovative orthotic  
and wound care solutions that meet the needs of your  
most challenging patients.**

**Better compression leads  
to better outcomes.**

**FACT # 1 :**

51% of patients are not compliant  
with their bandages. <sup>1</sup>

**FACT # 2 :**

Compression remains the gold  
standard for venous ulcers. <sup>2</sup>

**FACT # 3 :**

Compression is the only Grade 1 Level  
of Evidence A-rated guideline for the  
management of venous leg ulcers. <sup>3</sup>

**Circaid® by medi brings  
compression and compliance.**

<sup>1</sup> Miller C, Kapp S, Newall N, Lewin G, Carville K, Santamaria N, Karimi L. Predicting concordance with multilayer compression bandaging. J Wound Care. 2011 Mar; 20(3):101-2, 104,106.

<sup>2</sup> John Hopkins Review Throws Doubt on Wound Care Treatments, John Hopkins Medicine, December 23, 2013.

<sup>3</sup> O'Donnell T, Passman M, Marston W, et al. Management of Venous Leg Ulcers: Clinical practice guidelines of the Society for Vascular Surgery® and the American Venous Forum. J Vasc Surg 2014;60:3S-59S.



800.633.6334

mediusa.com

medi. I feel better.



# EXHIBITORS



Exhibit Hall Floor Plan  
Exhibitors—Alphabetical List  
Exhibitors—List by Category

59  
60  
66





***IT'S A BIG WORLD. GO RUN IT.***

***ASICS.COM/GO RUN IT***

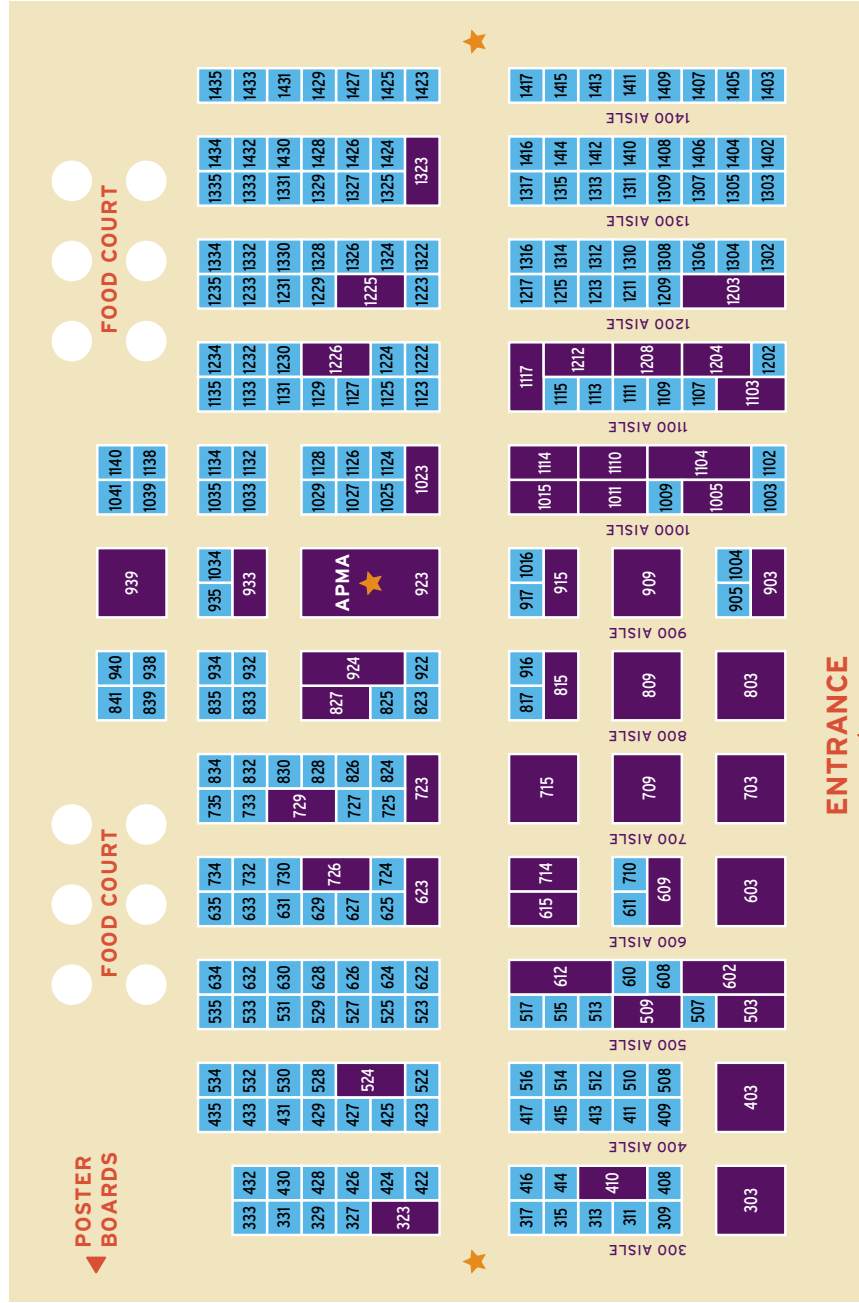
**DOCTOR  
APPROVED**





# EXHIBIT HALL FLOOR PLAN

CYPRESS BALLROOM - ORLANDO WORLD CENTER MARRIOTT















# EXHIBITORS

## ALPHABETICAL LIST

An updated list of exhibitors is available at [www.apma.org/thenational](http://www.apma.org/thenational), in *The National Today*, and in the APMA Meetings mobile app.

EXHIBITOR	WEBSITE	BOOTH
1st Providers Choice-DPM EMR	<a href="http://www.1stproviderschoice.com">www.1stproviderschoice.com</a>	408
20/20 Imaging	<a href="http://www.2020imaging.net">www.2020imaging.net</a>	1104
3Gen Inc.	<a href="http://www.derm-lite.com">www.derm-lite.com</a>	517 
AbbyJenn Pharma	<a href="http://www.abbyjenn.com">www.abbyjenn.com</a>	1310 
Acelity (KCI)	<a href="http://www.acelity.com">www.acelity.com</a>	608 
ACell, Inc.	<a href="http://www.acell.com">www.acell.com</a>	917
AllPro Imaging	<a href="http://www.allproimaging.com">www.allproimaging.com</a>	725
American Academy of Podiatric Sports Medicine	<a href="http://www.aapsm.org">www.aapsm.org</a>	429
American Association for Women Podiatrists	<a href="http://www.americanwomenpodiatrists.com">www.americanwomenpodiatrists.com</a>	430
American Association of Colleges of Podiatric Medicine	<a href="http://www.aacpm.org">www.aacpm.org</a>	1432
American Board for Certification in Orthotics, Prosthetics & Pedorthics, Inc.	<a href="http://www.abcop.org">www.abcop.org</a>	331 
American Board of Foot and Ankle Surgery	<a href="http://www.abfas.org">www.abfas.org</a>	329
American Board of Multiple Specialties in Podiatry	<a href="http://www.abmsp.org">www.abmsp.org</a>	733
American Board of Podiatric Medicine	<a href="http://www.abpmed.org">www.abpmed.org</a>	1027
American College of Foot and Ankle Surgeons	<a href="http://www.acfas.org">www.acfas.org</a>	1107
American Podiatric Medical Association, Inc.	<a href="http://www.apma.org">www.apma.org</a>	923
American Society of Podiatric Medical Assistants	<a href="http://www.aspma.org">www.aspma.org</a>	431
American Specialty Health	<a href="http://www.ashcompanies.com">www.ashcompanies.com</a>	535 
Amerx Health Care Corporation	<a href="http://www.amerxhc.com">www.amerxhc.com</a>	1023 
Amfit Inc.	<a href="http://www.amfit.com">www.amfit.com</a>	1103
Amnio Medical	<a href="http://www.amnioxmedical.com">www.amnioxmedical.com</a>	726
Anatomical Concepts, Inc.	<a href="http://www.anatomicalconceptsinc.com">www.anatomicalconceptsinc.com</a>	934 
Angelini Pharma, Inc.	<a href="http://www.angelini-us.com">www.angelini-us.com</a>	734
Apex Foot Health Industries, LLC	<a href="http://www.apexfoot.com">www.apexfoot.com</a>	403 
Apis Footwear Company	<a href="http://www.apisfootwear.com">www.apisfootwear.com</a>	1035
ASICS America Corporation	<a href="http://www.asicsamerica.com">www.asicsamerica.com</a>	602 
Association of Extremity Nerve Surgeons	<a href="http://www.aens.us">www.aens.us</a>	427
athenahealth, Inc.	<a href="http://www.athenahealth.com">www.athenahealth.com</a>	509
Atlantic Footcare	<a href="http://www.atlanticfootcare.com">www.atlanticfootcare.com</a>	626
B & B Protector Plans, Inc.	<a href="http://www.bbbsp.com">www.bbbsp.com</a>	513 

















# EXHIBITORS

## ALPHABETICAL LIST

EXHIBITOR	WEBSITE	BOOTH	
Bako Integrated Physician Solutions	<a href="http://www.bakocots.com">www.bakocots.com</a>	603	★
Barry University School of Podiatric Medicine	<a href="http://www.barry.edu/podiatry">www.barry.edu/podiatry</a>	1429	
Betterform, Inc.	<a href="http://www.betterforminc.com">www.betterforminc.com</a>	1133	🚩
Bianco Brothers Instruments	<a href="http://www.biancobrothers.com">www.biancobrothers.com</a>	510	
Bintz Company	<a href="http://www.bintzco.com">www.bintzco.com</a>	1029	🚩
Biocorrect LLC	<a href="http://www.biocorrect.com">www.biocorrect.com</a>	633	🚩
Biofreeze-Theraband	<a href="http://www.performancehealth.com">www.performancehealth.com</a>	622	
Biomet Bone Healing	<a href="http://www.biometbonehealing.com">www.biometbonehealing.com</a>	1009	★
Birkenstock USA	<a href="http://www.birkenstockusa.com">www.birkenstockusa.com</a>	1011	🚩
Blaine Labs, Inc.	<a href="http://www.blainelabs.com">www.blainelabs.com</a>	827	
BNA Burz	<a href="http://www.bnaburz.com">www.bnaburz.com</a>	634	🚩
Branier Orthopedic Custom Molded Shoes Inserts and Braces	<a href="http://www.branier.org">www.branier.org</a>	508	🚩
Bright House Networks Business Solutions	<a href="http://www.mybrighthouse.com">www.mybrighthouse.com</a>	629	🚩
Brooks Running	<a href="http://www.brooksrunning.com">www.brooksrunning.com</a>	1232	
Brymill Cryogenic Systems	<a href="http://www.brymill.com">www.brymill.com</a>	423	🚩
CaerVision Podiatry Network	<a href="http://www.caervision.com">www.caervision.com</a>	525	
California School of Podiatric Medicine at Samuel Merritt University	<a href="http://www.samuelmerritt.edu">www.samuelmerritt.edu</a>	1427	
CareCredit	<a href="http://www.carecredit.com">www.carecredit.com</a>	932	
Cartiva, Inc.	<a href="http://www.cartiva.net">www.cartiva.net</a>	824	🚩
Cellerate Rx-Wound Care Innovations	<a href="http://www.cellaterx.com">www.cellaterx.com</a>	411	
Comfortland Medical, Inc.	<a href="http://www.comfortlandmed.com">www.comfortlandmed.com</a>	724	
Community Tissue Services	<a href="http://www.communitytissue.org">www.communitytissue.org</a>	425	🚩
Compulink Business Systems	<a href="http://www.compulinkadvantage.com">www.compulinkadvantage.com</a>	1217	
Council on Podiatric Medical Education	<a href="http://www.cpme.org">www.cpme.org</a>	923	
Crealta Pharmaceuticals	<a href="http://www.crealtaapharma.com">www.crealtaapharma.com</a>	922	
CrossRoads Extremity Systems	<a href="http://www.crextremity.com">www.crextremity.com</a>	630	🚩
CryoDerm	<a href="http://www.cryoderm.com">www.cryoderm.com</a>	1222	🚩
CryoProbe	<a href="http://www.cryoprobe-na.com">www.cryoprobe-na.com</a>	1303	
CuraMedix	<a href="http://www.curamedix.com">www.curamedix.com</a>	1230	
Cutting Edge Laser Technologies	<a href="http://www.celasers.com">www.celasers.com</a>	323	★
DARCO International, Inc.	<a href="http://www.darcointernational.com">www.darcointernational.com</a>	1416	
Delta Surgical Instruments	<a href="http://www.deltasurgicalinstruments.com">www.deltasurgicalinstruments.com</a>	1131	




















EXHIBITOR	WEBSITE	BOOTH
Derma Sciences, Inc.	www.dermasciences.com	1114
Des Moines University College of Podiatric Medicine and Surgery	www.dmu.edu	1428
Dia-Foot	www.dia-foot.com	1034
DJO Global, Inc.	www.djoglobal.com	1203 
DoctorInsole®	www.doctorinsole.com	1334 
DoctorsInternet.com	www.doctorsinternet.com	1204 
Dr. Jill's Foot Pads	www.drjillsfootpads.com	1213
Dr. William M. Scholl College of Podiatric Medicine at Rosalind Franklin University of Medicine and Science	www.rosalindfranklin.edu/scholl	1430
Dr.'s Remedy Enriched Nail Polish-Adwill Labs	www.remedynails.com	611
Drew Shoe Corp.	www.drewshoe.com	924 
Erchonia Corporation	www.erschonia.com	1208 
European Footcare Supply	www.a-foot.com	1324
Evenup LLC	www.evenupcorp.com	1304 
First Frontier	Not Available	1233 
Flexitol/LaCorium Health USA	www.flexitol.com	333
Footech Group, Inc.	www.pedformance.com	1212 
FootMate by Gordon Brush	www.footmate.com	635 
Footmaxx	www.footmaxx.com	1128
Footscan USA	www.footscanusa.com	1434 
Frankford Leather Co., Inc.	www.frankfordleather.com	1202 
Genius Solutions, Inc.	www.geniussolutions.com	523
Gensco Laboratories, LLC	www.genscolabs.com	417 
Gill Podiatry Supply and Equipment Company	www.gillpodiatry.com	1110
Goldfarb Foundation	www.goldfarbfoundation.org	424
Gordon Laboratories	www.gordonlabs.net	507
GraMedica	www.gramedica.com	1129
gSource, LLC	www.gsource.com	1316
Hapad, Inc.	www.hapad.com	1135
Hawaiian Moon	www.aloecream.biz	1317
Healthcare Software Solutions, Inc.	www.ar-express.net	416 
Henry Schein MicroMD	www.micromd.com	1307
Hickory Brands	www.hickorybrands.com	817 





















# EXHIBITORS

## ALPHABETICAL LIST

EXHIBITOR	WEBSITE	BOOTH	
Human Touch, LLC	<a href="http://www.humantouch.com">www.humantouch.com</a>	627	
Hylan Shoe-I-Runner	<a href="http://www.hylanshoes.com">www.hylanshoes.com</a>	1126	
ICS Software, Ltd.-THE SAMMY SYSTEMS	<a href="http://www.icssoftware.net">www.icssoftware.net</a>	1123	
ING Source, Inc.	<a href="http://www.ingsource.com">www.ingsource.com</a>	729	
Integra LifeSciences	<a href="http://www.integralife.com">www.integralife.com</a>	1004	
International Federation of Podiatrists (FIP)	<a href="http://www.fip-ifp.org">www.fip-ifp.org</a>	426	
Intraderm Pharmaceuticals	<a href="http://www.intraderm.com">www.intraderm.com</a>	1039	
JM Orthotics	<a href="http://www.jmorthotics.com">www.jmorthotics.com</a>	422	
JSB Orthotics & Medical Supply	<a href="http://www.jsbinc.com">www.jsbinc.com</a>	1305	
Kanner Corporation	<a href="http://www.kannercorp.net">www.kannercorp.net</a>	826	
Kent State University College of Podiatric Medicine	<a href="http://www.kent.edu/cpm">www.kent.edu/cpm</a>	1424	
Kerasal-Moberg Pharma	<a href="http://www.kerasalpro.com">www.kerasalpro.com</a>	1115	
KLM Orthotic Labs	<a href="http://www.klmlabs.com">www.klmlabs.com</a>	1124	
KLOGS USA	<a href="http://www.wowkomfort.com">www.wowkomfort.com</a>	839	
Koven Technology, Inc.	<a href="http://www.koven.com">www.koven.com</a>	1302	
Landis International Inc.	<a href="http://www.landisinternational.ca">www.landisinternational.ca</a>	623	
Medi USA, LP	<a href="http://www.mediusa.com">www.mediusa.com</a>	615	
MediTouch EHR/HealthFusion	<a href="http://www.healthfusion.com/apma">www.healthfusion.com/apma</a>	703	
Medline, Inc.	<a href="http://www.medline.com">www.medline.com</a>	628	
Merz North America	<a href="http://www.merzusa.com">www.merzusa.com</a>	803	
Miami Leather Company	<a href="http://www.miamileather.com">www.miamileather.com</a>	1109	
Midwestern University Arizona School of Podiatric Medicine	<a href="http://www.midwestern.edu">www.midwestern.edu</a>	1431	
Mile High Orthotics Lab	<a href="http://www.mholabs.com">www.mholabs.com</a>	833	
MiMedx Group, Inc.	<a href="http://www.mimedx.com">www.mimedx.com</a>	609	
Moore Medical, LLC	<a href="http://www.mooremedical.com">www.mooremedical.com</a>	524	
MTI	<a href="http://www.mti.net">www.mti.net</a>	1223	
Multi Radiance Medical	<a href="http://www.multiradiance.com">www.multiradiance.com</a>	1209	
NeuroMetrix	<a href="http://www.neurometrix.com">www.neurometrix.com</a>	939	
New Balance Athletic Shoe, Inc.	<a href="http://www.newbalance.com">www.newbalance.com</a>	612	
New Step Orthotics	<a href="http://www.newsteporthotics.com">www.newsteporthotics.com</a>	1033	
New York College of Podiatric Medicine	<a href="http://www.nycpm.edu">www.nycpm.edu</a>	1433	
Nolaro 24, LLC	<a href="http://www.thequadrastepssystem.com">www.thequadrastepssystem.com</a>	1435	



















EXHIBITOR	WEBSITE	BOOTH
NOMAD MD by Aribex	www.aribex.com	1224 
Nomir Medical Technologies, Inc.	www.noveonlaser.com	527
Northwest Podiatric Laboratory	www.nwpodiatric.com	1113
O'Brien Medical, LLC	www.obimed.com	625 
OHI	www.orthoticholdings.com	303
Organogenesis Inc.	www.organogenesis.com	903 
OrthoFeet, Inc.	www.orthoFeet.com	1117
OrthoFix	www.orthofix.com	409 
Osiris Therapeutics, Inc.	www.osiris.com	503 
PAL Health Technologies	www.palhealthtech.com	433
PBHS	www.pbhs.com	727 
Ped-Lite	www.pedlite.com	514 
PediFix Footcare Inc.	www.pedifix.com	1323
Pedors Shoes	www.pedors.com	841 
Pedorthic Footcare Association	www.pedorthics.org	435
PharmaDerm, a division of Fougera Pharmaceuticals Inc.	www.pharmaderm.com	909, 1138 
Physician Claim Corp.	www.physicianclaim.com	830
Physician Web Pages/Eppointments	www.physicianwebpages.com	825
PICA	www.picagroup.com	1005 
Pilgrim Shoes	www.pilgrimshoes.com	624 
The Podiatree Company	www.thepodiatreecompany.com	414 
Podiatry Lab Partners, LLC	Not available	1312 
<i>Podiatry Management Magazine</i>	www.podiatrym.com	1127
<i>Podiatry Today</i>	www.podiatrytoday.com	1314
Prognosis by Bizmatics Inc.	www.bizmaticsinc.com	1025 
Pro-Tec Athletics	www.pro-tecathletics.com	905 
Puracyn Plus	www.innovacyn.com	1225 
Renia GmbH	www.renia.com	1134 
Revere Comfort Shoes LLC	www.revereshoes.com.au	315
Richmar, Inc.	www.richmarweb.com	1211 
Rose Micro Solutions	www.rosemicrosolutions.com	522
RYBO Medical	www.rybomedical.com	1235
SAS Shoemakers	www.sasshoes.com	933



# EXHIBITORS

## ALPHABETICAL LIST

EXHIBITOR	WEBSITE	BOOTH
SIGVARIS, Inc.	<a href="http://www.sigvarisusa.com">www.sigvarisusa.com</a>	1102
Smith & Nephew	<a href="http://www.smith-nephew.com">www.smith-nephew.com</a>	809 
SoFi	<a href="http://www.sofi.com/sofismart">www.sofi.com/sofismart</a>	432 
SOLE	<a href="http://www.yoursole.com">www.yoursole.com</a>	413
Sole Supports	<a href="http://www.solesupports.com">www.solesupports.com</a>	834
SOLO Laboratories, Inc.	<a href="http://www.sololabs.com">www.sololabs.com</a>	515
SOLS Systems, Inc.	<a href="http://www.sols.com">www.sols.com</a>	1226 
Special Olympics Florida	<a href="http://www.specialolympicsflorida.org">www.specialolympicsflorida.org</a>	428
Spenco Medical Corporation	<a href="http://www.spenco.com">www.spenco.com</a>	915 
SteriShoe, Inc.	<a href="http://www.sterishoe.com">www.sterishoe.com</a>	710
Stratus Pharmaceuticals Inc.	<a href="http://www.stratuspharmaceuticals.com">www.stratuspharmaceuticals.com</a>	512
Stryker Foot and Ankle	<a href="http://www.stryker.com">www.stryker.com</a>	714 
Superfeet Worldwide, Inc.	<a href="http://www.superfeet.com">www.superfeet.com</a>	1111
Support the Foot	<a href="http://www.supportthefoot.com">www.supportthefoot.com</a>	832
SureFit Labs	<a href="http://www.surefitlab.com">www.surefitlab.com</a>	1016 
Swede-O, Inc.	<a href="http://www.swedeo.com">www.swedeo.com</a>	1215
Tactile Medical	<a href="http://www.tactilemedical.com">www.tactilemedical.com</a>	632 
TechMed 3D	<a href="http://www.techmed3d.com">www.techmed3d.com</a>	835 
TEI Medical Inc.	<a href="http://www.primatrix.com">www.primatrix.com</a>	1234 
Tekscan, Inc.	<a href="http://www.tekscan.com">www.tekscan.com</a>	1132
Televere Systems	<a href="http://www.tigerview.com">www.tigerview.com</a>	516
The Tetra Corporation	<a href="http://www.thetetracorp.com">www.thetetracorp.com</a>	723
Therafit	<a href="http://www.therafitshoe.com">www.therafitshoe.com</a>	823 
Three-Sixty Solutions	<a href="http://www.three-sixtysolutions.com">www.three-sixtysolutions.com</a>	935 
Total Vein Systems	<a href="http://www.totalvein.com">www.totalvein.com</a>	735
Universal Imaging	<a href="http://www.universalimaginginc.com">www.universalimaginginc.com</a>	1003 
Upsher-Smith Laboratories, Inc.	<a href="http://www.upsheer-smith.com">www.upsheer-smith.com</a>	1015 
Valeant Pharmaceuticals North America LLC	<a href="http://www.valeant.com">www.valeant.com</a>	709 
Vasamed, Inc.	<a href="http://www.vasamed.com">www.vasamed.com</a>	938
Vilex	<a href="http://www.vilex.com">www.vilex.com</a>	1322
Vionic Group, LLC	<a href="http://www.vasylimedical.com">www.vasylimedical.com</a>	715 
Western University of Health Sciences College of Podiatric Medicine	<a href="http://www.westernu.edu/podiatry">www.westernu.edu/podiatry</a>	1426
Xelero	<a href="http://www.instrideshoes.com">www.instrideshoes.com</a>	410 






# EXHIBITORS

## LIST BY CATEGORY




An updated list of exhibitors is available at [www.apma.org/thenational](http://www.apma.org/thenational), in *The National Today*, and in the APMA Meetings mobile app.

EXHIBITOR	BOOTH
-----------	-------


### DERMATOLOGY

Dr.'s Remedy Enriched Nail Polish-Adwill Labs	611
Flexitol/LaCorium Health USA	333
Hawaiian Moon	1317
Intraderm Pharmaceuticals	1039 
Kerasal-Moberg Pharma	1115
Merz North America	803 
PharmaDerm, a division of Fougere Pharmaceuticals Inc.	909, 1138 

### DIAGNOSTIC EQUIPMENT

20/20 Imaging	1104
3Gen Inc.	517 
All Pro Imaging	725
Apex Foot Health Industries, LLC	403 
Footscan USA	1434 
Koven Technology, Inc.	1302
NOMAD MD by Aribex	1224 
O'Brien Medical, LLC	625 
TechMed 3D	835 
Tekscan, Inc.	1132
Universal Imaging	1003 
Vasamed, Inc.	938

### EDUCATION

Barry University School of Podiatric Medicine	1429
California College of Podiatric Medicine at Samuel Merritt University	1427
Des Moines University College of Podiatric Medicine and Surgery	1428
Dr. William M. Scholl College of Podiatric Medicine at Rosalind Franklin University of Medicine and Science	1430
Erchonia Corporation	1208 



EXHIBITOR	BOOTH
Goldfarb Foundation	424
Kent State University College of Podiatric Medicine	1424
Midwestern University Arizona School of Podiatric Medicine	1431
New York College of Podiatric Medicine	1433
Western University of Health Sciences College of Podiatric Medicine	1426

## FOOTWEAR/HOSIERY

Apex Foot Health Industries, LLC	403	★
Apis Footwear Company	1035	
ASICS America Corporation	602	★
Atlantic Footcare	626	
Birkenstock USA	1011	🚩
Branier Custom Molded Shoes, Inserts & Braces	508	🚩
Brooks Running	1232	
DARCO International, Inc.	1416	
Dia-Foot	1034	
DJO Global, Inc.	1203	★
Drew Shoe Corp.	924	🚩
Frankford Leather Co., Inc.	1202	🚩
Hylan Shoes-I-Runner	1126	🚩
Kanner Corporation	826	🚩
KLOGS USA	839	🚩
Medi USA, LP	615	★
Miami Leather Company	1109	🚩
Moore Medical, LLC	524	
New Balance Athletic Shoe, Inc.	612	★
OHI	303	
Orthofoet, Inc.	1117	
Ped-Lite	514	🚩
Pedors Shoes	841	🚩
Pilgrim Shoes	624	🚩
Revere Comfort Shoes LLC	315	
SAS Shoemakers	933	



EXHIBITOR	BOOTH	
SIGVARIS, Inc.	1102	
SOLE	413	
Spenco Medical Corporation	915	★
SureFit Labs	1016	★
Total Vein Systems	735	
Vionic Group, LLC	715	★
Xelero	410	🚩

### INSURANCE/MANAGEMENT SERVICES

AbbyJenn Pharma	1310	🚩
American Specialty Health	535	🚩
B & B Protector Plans, Inc.	513	🚩
PICA	1005	★




### LASER THERAPY

Cutting Edge Laser Technologies	323	★
Erchonia Corporation	1208	🚩
Moore Medical, LLC	524	
Multi Radiance Medical	1209	
Nomir Medical Technologies, Inc.	527	



### MEDICAL EQUIPMENT AND SUPPLIES

Biofreeze-Theraband	622	
Biomet Bone Healing	1009	★
BNA Burz	634	🚩
Branier Custom Molded Shoes, Inserts & Braces	508	🚩
CuraMedix	1230	
Dr. Jill's Foot Pads	1213	
European Footcare Supply	1324	
Evenup LLC	1304	🚩
Footech Group, Inc.	1212	🚩
FootMate by Gordon Brush	635	🚩
Gill Podiatry Supply and Equipment Company	1110	











EXHIBITOR	BOOTH	
GraMedica	1129	
Landis International Inc.	623	
Moore Medical, LLC	524	
MTI	1223	
OrthoFix	409	
PediFix Footcare Inc.	1323	
Pro-Tec Athletics	905	
Rose Micro Solutions	522	
RYBO Medical	1235	
Smith & Nephew	809	
SteriShoe, Inc.	710	
Tactile Medical	632	
Televere Systems	516	
Three-Sixty Solutions	935	
















## OFFICE EQUIPMENT

Bright House Networks Business Solutions	629	
Brymill Cryogenic Systems	423	
MTI	1223	

## ORTHOTICS

Amfit, Inc.	1103	
Anatomical Concepts, Inc.	934	
Apex Foot Health Industries, LLC	403	
Apis Footwear Company	1035	
Atlantic Footcare	626	
Betterform, Inc.	1133	
Bintz Company	1029	
Biocorrect LLC	633	
Branier Custom Molded Shoes, Inserts & Braces	508	
Comfortland Medical, Inc.	724	
DJO Global, Inc.	1203	
DoctorInsole®	1334	







EXHIBITOR	BOOTH	
Dr. Jill's Foot Pads	1213	
Footech Group, Inc.	1212	
Footmaxx	1128	
Hapad, Inc.	1135	
ING Source, Inc.	729	
JM Orthotics	422	
JSB Orthotics & Medical Supply	1305	
KLM Orthotic Labs	1124	
Medi USA, LP	615	
Miami Leather Company	1109	
Mile High Orthotics Lab	833	
Moore Medical, LLC	524	
New Step Orthotics	1033	
Nolaro24, LLC	1435	
Northwest Podiatric Laboratory	1113	
OHI	303	
Orthofeet, Inc.	1117	
PAL Health Technologies	433	
Pedors Shoes	841	
Ped-Lite	514	
SOLE	413	
Sole Supports	834	
SOLO Laboratories, Inc.	515	
SOLS Systems, Inc.	1226	
Spenco Medical Corporation	915	
Superfeet Worldwide, Inc.	1111	
Support the Foot	832	
SureFit Labs	1016	
Swede-O, Inc.	1215	
Therafit	823	
Vionic Group, LLC	715	







## EXHIBITOR

## BOOTH



## OTHER

CareCredit	932	
Dr.'s Remedy Enriched Nail Polish-Adwill Labs	611	
First Frontier	1233	
Landis International Inc.	623	
Pedorthic Footcare Association	435	
Renia GmbH	1134	
SoFi	432	
Special Olympics Florida	428	






## PAIN MANAGEMENT

CryoDerm	1222	
Erchonia Corporation	1208	
Human Touch, LLC	627	
NeuroMetrix	939	
Richmar, Inc.	1211	

## PATHOLOGY SERVICES

Bako Integrated Physician Solutions	603	
Podiatry Lab Partners, LLC	1312	

## PHARMACEUTICAL

Blaine Labs, Inc.	827	
Crealta Pharmaceuticals	922	
Gensco Laboratories, LLC	417	
Gordon Laboratories	507	
Intraderm Pharmaceuticals	1039	
Merz North America	803	
Moore Medical, LLC	524	
PharmaDerm, a division of Fougera Pharmaceuticals Inc.	909, 1138	
The Podiatree Company	414	





EXHIBITOR	BOOTH
Stratus Pharmaceuticals Inc.	512
The Tetra Corporation	723
Upsher-Smith Laboratories, Inc.	1015 
Valeant Pharmaceuticals North America LLC	709 

### PODIATRIC ORGANIZATION

American Academy of Podiatric Sports Medicine	429
American Association for Women Podiatrists	430
American Association of Colleges of Podiatric Medicine	1432
American Board for Certification in Orthotics, Prosthetics & Pedorthics, Inc.	331 
American Board of Foot and Ankle Surgery	329
American Board of Multiple Specialties in Podiatry	733
American Board of Podiatric Medicine	1027
American College of Foot and Ankle Surgeons	1107
American Podiatric Medical Association, Inc.	923
American Society of Podiatric Medical Assistants	431
Association of Extremity Nerve Surgeons	427
Council on Podiatric Medical Education	923
International Federation of Podiatry (FIP)	426

### PRACTICE MARKETING

CaerVision Podiatry Network	525
DoctorsInternet.com	1204 
PBHS	727 
Physician Web Pages/Eppointments	825




### PUBLICATIONS

<i>Podiatry Management Magazine</i>	1127
<i>Podiatry Today</i>	1314



EXHIBITOR	BOOTH
-----------	-------

**SOFTWARE (BILLING/EMR)**

1st Providers Choice-DPM EMR	408	
athenahealth, Inc.	509	
Compulink Business Systems	1217	
Genius Solutions, Inc.	523	
Healthcare Software Solutions, Inc.	416	
Henry Schein MicroMD	1307	
ICS Software, Ltd. -THE SAMMY SYSTEMS	1123	
MediTouch EHR/HealthFusion	703	
Physician Claim Corp.	830	
Physician Web Pages/Eppointments	825	
Prognosis by Bizmatics Inc.	1025	





**SURGICAL PRODUCTS (IMPLANTS, DRESSINGS, ETC.)**

Cartiva, Inc.	824	
CrossRoads Extremity Systems	630	
CryoProbe	1303	
Smith & Nephew	809	
Spenco Medical Corporation	915	
Stryker Foot and Ankle	714	
Vilex	1322	

**SURGICAL INSTRUMENTS**

Bianco Brothers Instruments	510	
Delta Surgical Instruments	1131	
gSource, LLC	1316	
Integra LifeSciences	1004	



EXHIBITOR	BOOTH	
<b>WOUND CARE</b>		
Acelity (KCI)	608	
ACell, Inc.	917	
Amerx Health Care Corporation	1023	
Amniox Medical	726	
Angelini Pharma, Inc.	734	
Cellerate Rx-Wound Care Innovations	411	
Community Tissue Services	425	
DARCO International, Inc.	1416	
Derma Sciences, Inc.	1114	
Intraderm Pharmaceuticals	1039	
Medi USA, LP	615	
Medline, Inc.	628	
MiMedx Group, Inc.	609	
MTI	1223	
Organogenesis Inc.	903	
Osiris Therapeutics, Inc.	503	
Puracyn Plus	1225	
Spenco Medical Corporation	915	
Tactile Medical	632	
TEI Medical Inc.	1234	



# VASYLI®

# Signature Series



CLINICALLY PROVEN TO ASSIST  
IN THE PREVENTION OF PLANTAR  
ULCERATION

## VASYLI + ARMSTRONG II SENSITIVE FEET ORTHOTIC DEVICE

The Vasyli + Armstrong II orthotic addresses the key problem areas for the sensitive foot – shear / friction and pressure, by utilizing patented GlideSoft® technology. This unique combination of construction and materials has been scientifically shown to reduce shear pressures by over 50%.<sup>1</sup>

The dorsal surface of the Vasyli + Armstrong II orthotic moves with the plantar surface of the foot. This dramatically reduces shear/frictional forces. This in-turn assists in the reduction of skin lesions and the potential for infection/ulceration.

### SUITABLE FOR A WIDE RANGE OF CONDITIONS:

- PLANTAR FAT PAD ATROPHY
- METATARSALGIA
- PERIPHERAL NEUROPATHY
- PLANTAR BLISTERS /ULCERATION
- RHEUMATOID & OSTEO ARTHRITIS



NEW  
WIDER  
DESIGN



David Armstrong

David Armstrong is a professor of Surgery and a director of Lower Extremity Research and Southern Arizona Limb Salvage Alliance (SALSA) at the University of Arizona, Tucson USA.



For more information on these exciting, innovative orthotics contact Deena Rudden on: **415-755-2783**

Email: [drudden@vionicgroup.com](mailto:drudden@vionicgroup.com)

[www.vasylimedical.com](http://www.vasylimedical.com)



1. Wear & biomechanical characteristics of a novel shear reducing insole with implications for high risk persons with diabetes: Lavery et al 2005.  
Shear & pressure reducing insoles for the Diabetic foot – NIH sponsored clinical trial 2006

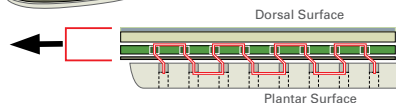
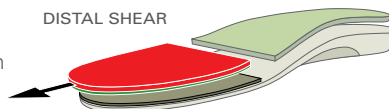
**VISIT US AT  
BOOTH: 715**



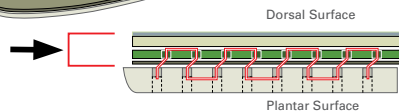
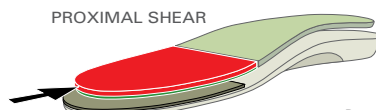
SHEAR REDUCTION ZONE



DISTAL SHEAR



PROXIMAL SHEAR

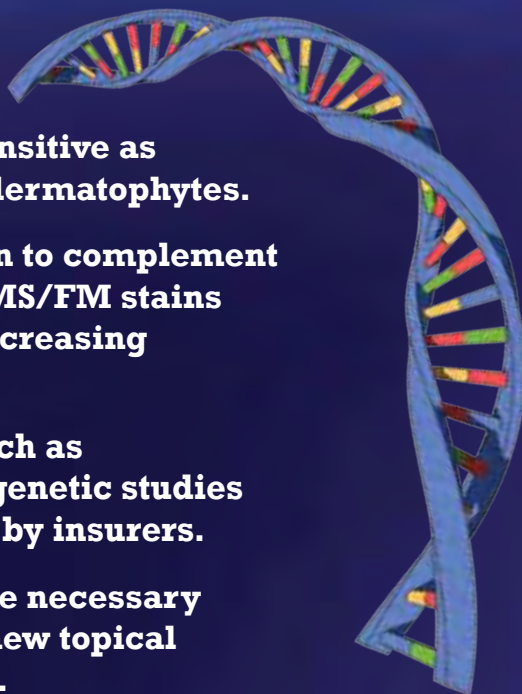




# **MOLECULAR GENETIC TESTING (PCR Assay)**

*Accurate pathogen identification for  
prompt and targeted anti-fungal treatment.*

- Shown to be twice as sensitive as culture for identifying dermatophytes.
- Organism identification to complement high sensitivity PAS/GMS/FM stains without substantially increasing turn-around-time.
- As a clinical lab test (such as bloodwork), molecular genetic studies are often paid for in-full by insurers.
- Organism Genus may be necessary for preauthorization of new topical anti-fungal medications.



YOUR **PROFESSIONAL PARTNER** FOR  
DISEASE DIAGNOSTICS  
AND MANAGEMENT

855-4BAKO-CTS • [www.BakoCTS.com](http://www.BakoCTS.com)





NOW AVAILABLE FOR  
THE **RAPID** IDENTIFICATION OF  
FUNGAL GENUS / SPECIES

***NO MORE!***

1 Culture Ordered	2 X	3 X	4 X	5 X	6 X	7 X
8 X	9 X	10 X	11 X	12 X	13 X	14 X
15 X	16 X	17 X	18 X	19 X	20 X	21 X
22 X	23 X	24 X	25 X	26 X	27 X	28 Diagnosis Delivered
29	30	31				

***PCR PROVIDES RESULTS IN  
2-3 DAYS!***

Welcome to the  
2015 APMA National!


Stop by booth #603  
to meet the BAKO Team!





# Only One Top-Ranked EHR Offers New Features to Make Charting and Billing Easier for Podiatrists

## HealthFusion's MediTouch EHR Adds Nursing Home Schedule Management, DME AutoSplit Features, More



As a podiatrist, you may have found that most EHRs are not designed to meet your specific needs. And it's true—most of the top-ranked EHRs, according to the Medical Economics' "Best EHRs of 2014" provider survey, are not designed to support podiatrists.



For 2015, HealthFusion, the top-ranked EHR used by podiatrists across the country, has announced new features in its EHR/PM that are specifically designed for podiatrists, all at **no extra cost**:



**Nursing Home Schedule Management features** - allow you to manage both office & multiple nursing homes



**Nursing Home Patient Management features** - register new patients on the fly while at the nursing home



**DME Claim Auto-splitter** - bill for both the service and the equipment quickly and easily



**Easy image upload and MediDraw feature** - take pictures with your iPad or phone, upload and draw right on the image



Manage your facility visit schedule to review what nursing homes you are scheduled to visit

**How it Works**

The name of the home is displayed

This is a time-based schedule that acts as your personal day planner

Note the appointment type is "facility visit"

HealthFusion<sup>®</sup> MediTouch<sup>®</sup>

User: Dr. John Smith

Location: Facility Visit Schedule

Calendar Resource: John Smith

Calendar Type: Schedule 01/10/2015

Time	Name	Appointment Type	Status
8:00	Care Home	Facility Visit	Active
10:00	Golden Years	Facility Visit	Active
12:00	Blessed Day	Facility Visit	Active
2:00	GardenView	Facility Visit	Active

## HealthFusion offers you proven software that is:

- Pre-loaded with findings specific to the Foot and Ankle
- Top-ranked in Medical Economics "Best EHRs of 2014" survey
- The only web-based EHR that is an **APMA Corporate Partner**
- Designed for full functionality on the iPad
- Affordable with no start up fees



See a demonstration at

**Booth #703**

☎ 855-342-4407 📱 [HealthFusion.com/Podiatry](http://HealthFusion.com/Podiatry)

## What Your Podiatrist Colleagues Say...

"I'm caught up with my charting at the end of the day. It makes a huge difference for my practice and my life."

- Jeff Osbourne, DPM





For diabetic foot ulcers (DFUs) and venous leg ulcers (VLUs)

## Close with the power of living cells



**Organogenesis** inc.

LIVING TECHNOLOGY

A leader in wound healing, Organogenesis offers the only two cellular technologies with FDA approval for healing chronic wounds:

**Apligraf® and Dermagraft® for DFUs<sup>1,2</sup>**

**Apligraf for VLUs<sup>1</sup>**

For complete prescribing information, visit [Apligraf.com](http://Apligraf.com) and [Dermagraft.com](http://Dermagraft.com).

References: 1. Apligraf Package Insert. Canton, MA: Organogenesis Inc., 2010.  
2. Dermagraft Directions for Use. Canton, MA: Organogenesis Inc., 2012.

© 2014 Organogenesis Inc. OI-A1153 All rights reserved. Printed in U.S.A. 3/14  
Apligraf is a registered trademark of Novartis. Dermagraft is a registered trademark of Organogenesis Inc.

**Apligraf**

**Dermagraft**



## Apligraf® Essential Prescribing Information

Numbers in parentheses ( ) refer to sections in the main part of the product labeling.

**Device Description:** Apligraf is supplied as a living, bi-layered skin substitute manufactured from cells processed under aseptic conditions using neonatal foreskin-derived keratinocytes and fibroblasts with bovine Type I collagen. (1)

**Intended Use/Indications:** Apligraf is indicated for use with standard therapeutic compression in the treatment of uninfected partial and/or full-thickness skin loss ulcers due to venous insufficiency of greater than 1 month duration that have not adequately responded to conventional ulcer therapy. (2) Apligraf is indicated for use with standard diabetic foot ulcer care for the treatment of full-thickness foot ulcers of neuropathic etiology of at least three weeks duration, which have not adequately responded to conventional ulcer therapy and extend through the dermis but without tendon, muscle, capsule or bone exposure. (2)

**Contraindications:** Apligraf is contraindicated for use on clinically infected wounds and in patients with known allergies to bovine collagen or hypersensitivity to the components of the shipping medium. (3, 4, 5, 8)

**Warnings and Precautions:** If the expiration date or product pH (6.8-7.7) is not within the acceptable range DO NOT OPEN AND DO NOT USE the product. A clinical determination of wound infection should be made based on all of the signs and symptoms of infection. (4, 5)

**Adverse Events:** All reported adverse events, which occurred at an incidence of greater than 1% in the clinical studies are listed in Table 1, Table 2 and Table 3. These tables list adverse events both attributed and not attributed to treatment. (6)

**Maintaining Device Effectiveness:** Apligraf has been processed under aseptic conditions and should be handled observing sterile technique. It should be kept in its tray on the medium in the sealed bag under controlled temperature 68°F-73°F (20°C-23°C) until ready for use. Apligraf should be placed on the wound bed within 15 minutes of opening the package. Handling before application to the wound site should be minimal. If there is any question that Apligraf may be contaminated or compromised, it should not be used. Apligraf should not be used beyond the listed expiration date. (9)

**Use in Specific Populations:** The safety and effectiveness of Apligraf have not been established in pregnant women, acute wounds, burns, and ulcers caused by pressure.

**Patient Counseling Information:** VLU patients should be counseled regarding the importance of complying with compression therapy or other treatment, which may be prescribed in conjunction with Apligraf. DFU patients should be counseled that Apligraf is used in combination with good ulcer care including a non-weight bearing regimen and optimal metabolic control and nutrition. Once an ulcer has healed, ulcer prevention practices should be implemented including regular visits to appropriate medical providers.

**Treatment of Diabetes:** Apligraf does not address the underlying pathophysiology of neuropathic diabetic foot ulcers. Management of the patient's diabetes should be according to standard medical practice.

**How Supplied:** Apligraf is supplied sealed in a heavy gauge polyethylene bag with a 10% CO<sub>2</sub>/air atmosphere and agarose nutrient medium. Each Apligraf is supplied ready for use and intended for application on a single patient. To maintain cell viability, Apligraf should be kept in the sealed bag at 68°F-73°F (20°C-23°C) until use. Apligraf is supplied as a circular disk approximately 75 mm in diameter and 0.75 mm thick. (8)

Patent Number: 5,536,656 Manufactured and distributed by: Organogenesis Inc. Canton, MA 02021

REV: December 2010 300-111-8

Please see complete prescribing information at [www.Apligraf.com](http://www.Apligraf.com)



## Dermagraft® Essential Prescribing Information

Numbers in parentheses ( ) refer to sections in the Directions for Use of the product labeling.

**Device Description:** Dermagraft is a cryopreserved human fibroblast-derived dermal substitute. (1)

**Intended Use/Indications:** Dermagraft is indicated for use in the treatment of full-thickness diabetic foot ulcers greater than six weeks duration that extend through the dermis, but without tendon, muscle, joint capsule, or bone exposure. Dermagraft should be used in conjunction with standard wound care regimens and in patients that have adequate blood supply to the involved foot. (2)

**Contraindications:** Dermagraft is contraindicated for use in ulcers that have signs of clinical infection or in ulcers with sinus tracts. Dermagraft is contraindicated in patients with known hypersensitivity to bovine products, as it may contain trace amounts of bovine proteins from the manufacturing medium and storage solution. (3)

**Warnings:** None (4)

**Precautions:**

**Caution:** The product must remain frozen at -75°C ± 10°C continuously until ready for use.

**Caution:** Do not use any topical agents, cytotoxic cleansing solutions, or medications (eg, lotions, ointments, creams, or gels) on an ulcer being treated with Dermagraft as such preparations may cause reduced viability of Dermagraft.

**Caution:** Do not reuse, refreeze, or sterilize the product or its container.

**Caution:** Do not use the product if there is evidence of container damage or if the date and time stamped on the shipping box has expired.

**Caution:** Dermagraft is packaged with a saline-based cryoprotectant that contains 10% DMSO (Dimethylsulfoxide) and bovine serum. Skin and eye contact with this packaging solution should be avoided.

**Caution:** Dermagraft has not been studied in patients receiving greater than 8 device applications.

**Caution:** Dermagraft has not been studied in patients with wounds that extend into the tendon, muscle, joint capsule, or bone. Dermagraft has not been studied in children under the age of 18 years, in pregnant women, in patients with ulcers over a Charcot deformity of the mid-foot, or in patients receiving corticosteroids or immunosuppressive or cytotoxic agents.

**Caution:** To ensure the delivery of metabolically active, living cells to the patient's wound, do not hold Dermagraft at room temperature for more than 30 minutes. After 30 minutes, the product should be discarded and a new piece thawed and prepared consistent with Preparation for Use instructions.

**Caution:** The persistence of Dermagraft in the wound and the safety of this device in diabetic foot ulcer patients beyond six months has not been evaluated. Testing has not revealed a tumorigenic potential for cells contained in the device. However, the long-term response to these cells is unknown.

**Caution:** Always thaw and rinse product according to the Preparation for Use instructions to ensure the delivery of metabolically active, living cells to the patient's wound.

**Caution:** Do not use Dermagraft after the expiration date indicated on the labeled unit carton. (5)

**Adverse Events:** In clinical studies conducted to date, the overall incidence of reported adverse events was approximately the same for patients who received Dermagraft compared to those who received the Control treatment. (6)

**Maintaining Device Effectiveness:** Dermagraft must be stored continuously at -75°C ± 10°C. Dermagraft must be thawed and rinsed according to the Preparation for Use instructions. After the initial application of Dermagraft, subsequent sharp debridement of the ulcer should continue as necessary. Additional wound preparation should minimize disruption or removal of previously implanted Dermagraft. (13)

**Patient Counseling Information:** After implantation of Dermagraft, patients should be instructed not to disturb the ulcer site for approximately 72 hours (three days). After this time period, the patient, or caregiver, should perform the first dressing change. The frequency of additional dressing changes should be determined by the treating physician. Patients should be given detailed instructions on proper wound care so they can manage dressing changes between visits. Compliance with off weight-bearing instructions should be emphasized. Patients should be advised that they are expected to return for follow-up treatments on a routine basis, until the ulcer heals or until they are discharged from treatment. Patients should be instructed to contact their physician, if at any time they experience pain or discomfort at the ulcer site or if they notice redness, swelling, or discharge around/from the ulcer. (8)

**How Supplied:** Dermagraft is supplied frozen in a clear bag containing one piece of approximately 2 in x 3 in (5 cm x 7.5 cm) for a single-use application. The clear bag is enclosed in a foil pouch and labeled unit carton.

**Caution:** Dermagraft is limited to single-use application. Do not reuse, refreeze, or sterilize the product or its container.

Dermagraft is manufactured using sterile components and is grown under aseptic conditions. Prior to release for use, each lot of Dermagraft must pass USP Sterility (14-day), endotoxin, and mycoplasma tests. In addition, each lot meets release specifications for collagen content, DNA, and cell viability.

Dermagraft is packaged with a saline-based cryoprotectant. This solution is supplemented with 10% DMSO (Dimethylsulfoxide) and bovine serum to facilitate long-term frozen storage of the product. Refer to the step-wise thawing and rinsing procedures to ensure delivery of a metabolically active product to the wound bed. (9)

**Caution:** Federal (U.S.) law restricts this device to sale by, or on the order of, a physician (or properly licensed practitioner).

US Patent Number: 4,963,489; 5,266,480; 5,443,950 Manufactured and distributed by: Organogenesis Inc. La Jolla, CA 92037

Please see complete prescribing information at [www.Dermagraft.com](http://www.Dermagraft.com)





**PROTECTING  
PODIATRIC PHYSICIANS  
ISN'T**

**MAGIC!**







# **WE JUST MAKE IT APPEAR THAT WAY.**

It doesn't take fairy dust and moon beams to help protect podiatric physicians. Providing quality medical professional liability insurance for podiatrists requires an experienced team who knows the profession.

We have been doing just that for 35 years.  
It is just one of the little things that make us unique.

**STOP BY THE PICA BOOTH FOR MORE  
INFORMATION AND DISCOVER WHAT MAKES US  
ABSOLUTELY AMAZING.**

(800) 251-5727  
[www.picagroup.com](http://www.picagroup.com)



PICA is proud to have been endorsed by the APMA for the past 35 years.



A *better* WAY TO HEAL

**SIMPLE. FASTER. PROVEN.**

Biomet® EBI Bone  
Healing System



Biomet® OrthoPak®  
Non-invasive Bone  
Growth Stimulator System

**BIOMET**  
BONE HEALING

[biometbonehealing.com](http://biometbonehealing.com)

©2015 EBI, LLC. All rights reserved. All trademarks are the property of Biomet, Inc., or one of its subsidiaries, unless otherwise indicated. Rx Only.

**Find Us At Booth #1009**



For complete prescribing information including success rates, warnings, and precautions, please visit [biomet.com/stimmanuals](http://biomet.com/stimmanuals) or call 1.800.526.2579

## **Low Cost Alternatives**

**1/2 Length  
All Sport Flex**

**\$55 Pair**

(with no accommodations)



**3 Pair  
Standard Diabetic**

**\$65**

(with no accommodations)



**new**



**step orthotic lab, inc.**

4225 S St. Rt. 159, Suite 1, Glen Carbon, IL 62034

[www.newsteporthotics.com](http://www.newsteporthotics.com)

**866-798-7463**

**new**  
**step**

**iQubemini 3D  
Scanning System**



**APMA/PFA  
BOOTH  
1033  
ORLANDO**



# PORTABLE DIAGNOSTIC IMAGING SYSTEMS FOR PODIATRY AND MSK

## Ultrasound and Digital Radiography Systems for Advanced MSK & Podiatric Imaging

- 100% Digital Image Processing
  - Spectral, Power and Color Doppler
  - One-button image optimization
  - Compatible with EMR software
  - Soft Tissue Harmonics
  - Variable Frequency Probes
  - USB image Export
  - 1 RJ-45, 2 USB ports, DICOM
- \*OPTIONS VARY DEPENDING ON MODEL

## Reimbursement Codes:

*Reimbursement values are estimated.*

**CPT 76942 - \$89.43:** Ultrasonic guidance for needle placement.

**CPT 76882 - \$44.15:** Ultrasound, extremity, nonvascular, real-time with image documentation, limited, anatomic specific.

**CPT 93971 - \$146.55:** Duplex scan of extremity veins including responses to compression and maneuvers; limited study.

**CPT 93926 - \$182.11:** Duplex scan of lower extremity arteries or arterial bypass grafts; unilateral or limited study.

[universalimaginginc.com](http://universalimaginginc.com) | 800.842.0607

UNIVERSAL S2

UNIVERSAL S9

SIEMENS P300

FIRE CR



User-friendly and productive



Advanced touch-screen efficiency



Complete patient care solution



Affordable digital radiography



UNIVERSAL IMAGING  
SEE THE DIFFERENCE™

APMA National Scientific Meeting attendees visit  
**BOOTH 1003** for show specials and trade-in offers.

## Ultra Powerful Cream for Ultra Smooth Skin

- #1 recommended moisturizer brand by podiatrists.\*
- Clinically proven alpha-hydroxy therapy
- Gently exfoliates and intensely hydrates
- Heals dry feet, hands, elbows and heels



Corporate Member  
APMA

Request patient samples at [amlactin.com/samples](http://amlactin.com/samples)

**Sunburn Alert:** This product contains an alpha-hydroxy acid (AHA) that may increase your skin's sensitivity to sunburn.

Be sun smart: use sunscreen, wear protective clothing, and limit sun exposure while using this product and for a week afterward.

\*Kloos Donoghue S. Podiatry management annual practice survey. Podiatry Management. March 2015.

© 2015 Upsher-Smith Laboratories, Inc., Maple Grove, MN 55369 110413.01



**Amlactin®**  
Serious care for softer skin™



# Stop Searching!

IMPROVE WORKFLOW & ANCILLARY REVENUE  
WITH SUREFIT'S PRODUCTS AND SERVICES BUNDLE

Visit us  
at the APMA  
National  
Booth 1016



PADnet



Therapeutic  
Footwear



Compliance  
Program



Bracing



Scanning  
Solutions



800.298.6050 | surefitlab.com

Are you  
getting 100%  
compliance  
with your DFU  
patients?

## Discover the Cutimed® Off-Loader Select Total Contact Casting System (TCC)

BSN medical develops advanced woundcare products  
that provide you with an integrated  
management pathway.

Yes. Cutimed®  
Off-Loader Select  
TCC provides  
guaranteed  
compliance with  
the only truly rigid  
total contact cast.

### Take the load off. Turn the healing on.

Cutimed® Off-Loader Select  
TCC offers clinical and  
financial benefits for the  
management of diabetic  
foot ulcers.

**Cutimed®**  
Closing wounds. Together

### Want to try it out?

For more information or a visit  
from your local BSN medical  
representative, call 1.800.537.1063.

If you would like more information  
about Cutimed® Off-Loader Select TCC  
visit [www.bsnmedical.us](http://www.bsnmedical.us)





# relieve *pain.* restore *lives.* reward *your practice.*

MLS® Laser Therapy – only from Cutting Edge Laser Technologies – delivers unprecedented patient outcomes across a wide spectrum of clinical indications.

It is quickly becoming the standard of care for alleviating debilitating acute or chronic pain, reducing inflammation and speeding patient recovery.

To schedule a demonstration,  
call **1.800.889.4184** or for more  
information visit **celasers.com**.



**Visit Cutting Edge Laser Technologies at Booth 323 at the APMA**

## One Call Is All It Takes...

**stryker®**

**Foot & Ankle**



TOTAL ANKLE | NITINOL IMPLANTS | SCREW SYSTEMS | PLATING SYSTEMS | INTRAMEDULLARY NAILS | EXTERNAL FIXATION SYSTEMS | BIOLOGICS

A surgeon must always rely on his or her own professional clinical judgment when deciding whether to use a particular product when treating a particular patient. Stryker does not dispense medical advice and recommends that surgeons be trained in the use of any particular product before using it in surgery. • The information presented is intended to demonstrate the breadth of Stryker product offerings. A surgeon must always refer to the package insert, product label and/or instructions for use before using any Stryker product. Products may not be available in all markets because product availability is subject to the regulatory and/or medical practices in individual markets. Please contact your Stryker representative if you have questions about the availability of Stryker products in your area. • Stryker Corporation or its divisions or other corporate affiliated entities own, use or have applied for the following trademarks or service marks: Memometal, STAR, Stryker. All other trademarks are trademarks of their respective owners or holders. VAX-FL-10 • Copyright © 2015 Stryker • The STAR Total Ankle is distributed by Stryker Trauma & Extremities



VISIT AMERX BOOTH #1023




PROMOTE **MOIST HEALING** OF DRAINING WOUNDS



**HELIX<sub>3</sub>**  
BIOACTIVE COLLAGEN<sub>3</sub>™

NEW!

Show Special  
**\$340<sup>00</sup>**  
VALUE!\*



**ATTENTION**  
**YOUNG PHYSICIANS!**

**COME TO THE APMA BOOTH (#923)!**

Learn more about how APMA is meeting your needs:

- ▶ Peruse the all-new online Career Center
- ▶ Register for the 2015 Young Physicians' Institute, September 25–26
- ▶ Learn about the Young Physicians' Reception, hosted by ASPS
- ▶ Meet your young physician leaders
- ▶ Have a free professional headshot taken during Thursday's exhibit hall Grand Opening
- ▶ Learn more about the Practice Management Expo, May 21, 2016, in Chicago



Be sure to add to the conversation on social media throughout the meeting with our hashtags **#ASMORLANDO** and **#YOUNGDOCSROCK**.





# Freezers are for ice cream

## Not for wound healing anymore

Today's wound healing no longer needs to rely on products containing fragile living cells or the freezers and careful handling they require.

EpiFix® amnion/chorion membrane allografts:

- Attract multiple cell types to aid in wound regeneration<sup>1-3</sup>
- Demonstrated 90%+ healing rates in three DFU randomized clinical studies and a crossover study; 90%+ remained healed after 9-12 months<sup>4-7</sup>
- Healed twice as many DFUs 4 times faster at one-fifth the cost of Apligraf® in a prospective, randomized, controlled, multi-center comparative study<sup>7</sup>
- Achieved ≥40% wound area closure at 4 weeks in 62% of VLU study patients<sup>8</sup>

EpiFix® sets the new standard for wound closure.



**Store at ambient conditions • Sizes to fit a variety of wounds • Reduce graft waste & cost to closure**

Patents and patents pending see: [www.mimedx.com/patents](http://www.mimedx.com/patents)  
EpiFix® and MiMedx® are registered trademarks of MiMedx Group, Inc.  
©2015 MiMedx Group, Inc. All Rights Reserved.

1775 West Oak Commons Court NE, Marietta, GA 30062  
[www.mimedx.com](http://www.mimedx.com) EP278.002

**MiMedx**

1. Koob TJ, et al. Int Wound J. 2013; doi: 10.1111/iwj.12140.  
2. Koob TJ, et al. J Biomedical Materials Research. 2014; doi: 10.1002/jbm.b.33141.  
3. Koob TJ, et al. Vascular Cell 2014. 6:10; doi: 10.1186/2045-824X-6-10.  
4. Zelen C, et al. Int Wound J. 2013; doi:10.1111/iwj.12097.

5. Zelen C. J Wound Care. 2013, Vol. 22, Iss. 7, 11, pp 347 – 351.  
6. Zelen C, et al. Int Wound J. 2014; doi: 10.1111/iwj.12242.  
7. Zelen C, et al. Int Wound J. 2014; doi: 10.1111/iwj.12395.  
8. Serena TE, et al. Wound Repair Regen. 2014; doi: 10.1111/wrr.12227.



# *Clears the way for healthy tissue*

Collagenase SANTYL® Ointment 250 units/g is the only FDA-approved enzymatic debrider that selectively removes necrotic tissue without harming granulation tissue



Collagenase SANTYL® Ointment is indicated for debriding chronic dermal ulcers and severely burned areas.

Occasional slight transient erythema has been noted in surrounding tissue when applied outside the wound. One case of systemic hypersensitivity has been reported after 1 year of treatment with collagenase and cortisone. Use of Collagenase SANTYL® Ointment should be terminated when debridement is complete and granulation tissue is well established.

**Please see complete prescribing information on adjacent page.**

For more information, please visit [www.santyl.com](http://www.santyl.com).



©2014 Smith & Nephew, Inc. SANTYL is a registered trademark of Smith & Nephew, Inc. 1-800-441-8227 [www.santyl.com](http://www.santyl.com) TM1614-0314

Collagenase®  
**Santyl**  
Ointment 250 units/g



Enzymatically Active • Biologically Selective





**Rx only**

**DESCRIPTION:** Collagenase SANTYL® Ointment is a sterile enzymatic debriding ointment which contains 250 collagenase units per gram of white petrolatum USP. The enzyme collagenase is derived from the fermentation by *Clostridium histolyticum*. It possesses the unique ability to digest collagen in necrotic tissue.

**CLINICAL PHARMACOLOGY:** Since collagen accounts for 75% of the dry weight of skin tissue, the ability of collagenase to digest collagen in the physiological pH and temperature range makes it particularly effective in the removal of detritus.<sup>1</sup> Collagenase thus contributes towards the formation of granulation tissue and subsequent epithelization of dermal ulcers and severely burned areas.<sup>2, 3, 4, 5, 9</sup> Collagen in healthy tissue or in newly formed granulation tissue is not attacked.<sup>2, 3, 4, 5, 6, 7, 8</sup> There is no information available on collagenase absorption through skin or its concentration in body fluids associated with therapeutic and/or toxic effects, degree of binding to plasma proteins, degree of uptake by a particular organ or in the fetus, and passage across the blood brain barrier.

**INDICATIONS AND USAGE:** Collagenase SANTYL® Ointment is indicated for debriding chronic dermal ulcers<sup>2, 3, 4, 5, 6, 8, 9, 10, 11, 12, 13, 14, 15, 16, 17, 18</sup> and severely burned areas.<sup>3, 4, 5, 7, 16, 19, 20, 21</sup>

**CONTRAINDICATIONS:** Collagenase SANTYL® Ointment is contraindicated in patients who have shown local or systemic hypersensitivity to collagenase.

**PRECAUTIONS:** The optimal pH range of collagenase is 6 to 8. Higher or lower pH conditions will decrease the enzyme's activity and appropriate precautions should be taken. The enzymatic activity is also adversely affected by certain detergents, and heavy metal ions such as mercury and silver which are used in some antiseptics. When it is suspected such materials have been used, the site should be carefully cleansed by repeated washings with normal saline before Collagenase SANTYL® Ointment is applied. Soaks containing metal ions or acidic solutions should be avoided because of the metal ion and low pH. Cleansing materials such as Dakin's solution and normal saline are compatible with Collagenase SANTYL® Ointment.

Debilitated patients should be closely monitored for systemic bacterial infections because of the theoretical possibility that debriding enzymes may increase the risk of bacteremia.

A slight transient erythema has been noted occasionally in the surrounding tissue, particularly when Collagenase SANTYL® Ointment was not confined to the wound. Therefore, the ointment should be applied carefully within the area of the wound. Safety and effectiveness in pediatric patients have not been established.

**ADVERSE REACTIONS:** No allergic sensitivity or toxic reactions have been noted in clinical use when used as directed. However, one case of systemic manifestations of hypersensitivity to collagenase in a patient treated for more than one year with a combination of collagenase and cortisone has been reported.

**OVERDOSAGE:** No systemic or local reaction attributed to overdose has been observed in clinical investigations and clinical use. If deemed necessary the enzyme may be inactivated by washing the area with povidone iodine.

**DOSAGE AND ADMINISTRATION:** Collagenase SANTYL® Ointment should be applied once daily (or more frequently if the dressing becomes soiled, as from incontinence). When clinically indicated, crosshatching thick eschar with a #10 blade allows Collagenase SANTYL® Ointment more surface contact with necrotic debris. It is also desirable to remove, with forceps and scissors, as much loosened detritus as can be done readily. Use Collagenase SANTYL® Ointment in the following manner:

1 – Prior to application the wound should be cleansed of debris and digested material by gently rubbing with a gauze pad saturated with normal saline solution, or with the desired cleansing agent compatible with Collagenase SANTYL® Ointment (See **PRECAUTIONS**), followed by a normal saline solution rinse.

2 – Whenever infection is present, it is desirable to use an appropriate topical antibiotic powder. The antibiotic should be applied to the wound prior to the application of Collagenase SANTYL® Ointment. Should the infection not respond, therapy with Collagenase SANTYL® Ointment should be discontinued until remission of the infection.

3 – Collagenase SANTYL® Ointment may be applied directly to the wound or to a sterile gauze pad which is then applied to the wound and properly secured.

4 – Use of Collagenase SANTYL® Ointment should be terminated when debridement of necrotic tissue is complete and granulation tissue is well established.

**HOW SUPPLIED:** Collagenase SANTYL® Ointment contains 250 units of collagenase enzyme per gram of white petrolatum USP.

Do not store above 25°C (77°F). Sterility guaranteed until tube is opened.

Collagenase SANTYL® Ointment is available in 15 gram, 30 gram, and 90 gram tubes.

**REFERENCES:** 1. Mandl, I., Adv Enzymol. 23:163, 1961. 2. Boxer, A.M., Gottesman, N., Bernstein, H., & Mandl, I., Geriatrics. 24:75, 1969. 3. Mazurek, I., Med. Welt. 22:150, 1971. 4. Zimmerman, W.E., in "Collagenase," Mandl, I., ed., Gordon & Breach, Science Publishers, New York, 1971, p. 131, p. 185. 5. Vetra, H., & Whittaker, D., Geriatrics. 30:53, 1975. 6. Rao, D.B., Sane, P.G., & Georgiev, E.L., J. Am. Geriatrics Soc. 23:22, 1975. 7. Vrabec, R., Moserova, J., Konickova, Z., Behounkova, E., & Blaha, J., J. Hyg. Epidemiol. Microbiol. Immunol. 18:496, 1974. 8. Lippmann, H.I., Arch. Phys. Med. Rehabil. 54:588, 1973. 9. German, F. M., in "Collagenase," Mandl, I., ed., Gordon & Breach, Science Publishers, New York, 1971, p. 165. 10. Haimovici, H. & Strauch, B., in "Collagenase," Mandl, I., ed., Gordon & Breach, Science Publishers, New York, 1971, p. 177. 11. Lee, L.K., & Ambrus, J. L., Geriatrics. 30:91, 1975. 12. Locke, R.K., & Helfitz, N.M., J. Am. Pod. Assoc. 65:242, 1975. 13. Varma, A.O., Bugatch, E., & German, F.M., Surg. Gynecol. Obstet. 136:281, 1973. 14. Barrett, D., Jr., & Klibanski, A., Am. J. Nurs. 73:849, 1973. 15. Bardfeld, L.A., J. Pod. Ed. 1:41, 1970. 16. Blum, G., Schweiz. Rundschau Med Praxis. 62:820, 1973. Abstr. in Dermatology Digest, Feb. 1974, p. 36. 17. Zaruba, F., Lettl, A., Brozkova, L., Skrdlantova, H., & Krs, V., J. Hyg. Epidemiol. Microbiol. Immunol. 18:499, 1974. 18. Altman, M.I., Goldstein, L., & Horwitz, S., J. Am. Pod. Assoc. 68:11, 1978. 19. Rehn, V.J., Med. Klin. 58:799, 1963. 20. Krauss, H., Koslowski, L., & Zimmermann, W.E., Langenbecks Arch. Klin. Chir. 303:23, 1963. 21. Gruenagel, H.H., Med. Klin. 58:442, 1963.

Manufactured by:  
Healthpoint, Ltd.  
Fort Worth, Texas 76107  
US Gov't License #1885

Marketed by:  
**HEALTHPOINT®**  
BIOTHERAPEUTICS  
1-800-441-8227  
Healthpoint Biotherapeutics  
Fort Worth, Texas 76107

Distributed by:  
DPT Laboratories, Ltd.  
San Antonio, Texas 78215

Reorder Nos.  
0064-5010-15 (15 g tube)  
0064-5010-30 (30 g tube)  
0064-5010-90 (90 g tube)

© 2013 Healthpoint, Ltd.  
SANTYL is a registered trademark of  
Healthpoint, Ltd.  
140163-0713





## WHERE OTHERS SEE COMPLEX PROBLEMS, MALLINCKRODT SEES VALUE FOR PATIENTS

Today's Mallinckrodt Pharmaceuticals combines more than 147 years of expertise with the determined focus needed to solve the complex specialty pharmaceutical challenges of today. Whether it's the production of medicines for pain or ADHD, or the development of drugs that treat CNS conditions, we are working to make complex products simpler, safer and better for patients.

Learn more at [www.mallinckrodt.com](http://www.mallinckrodt.com)





# **NAFTIN<sup>®</sup> GEL 2%** (Naftifine HCl)

**FOR MORE  
INFORMATION, VISIT  
[WWW.NAFTIN.COM](http://WWW.NAFTIN.COM)**



**ALSO AVAILABLE**

 **NAFTIN<sup>®</sup> CREAM 2%**  
(Naftifine HCl)

NAFTIN Gel, 2% and NAFTIN Cream, 2% are manufactured for Merz Pharmaceuticals, LLC, Raleigh, NC 27615.  
The Merz logo is a registered trademark of Merz Pharma GmbH & Co. KGaA.

NAFTIN is a registered trademark of Merz Pharmaceuticals, LLC. © 2015 Merz North America, Inc. All rights reserved. April 2015







★ ENSURING THE ★  
**SUCCESS**  
OF PODIATRIC MEDICINE  
SINCE 1972

eAdvocacy  
Federal & State  
Action Center

Visit the **APMA booth (#923)** today to make your donation to APMAPAC and take a tour of APMA's eAdvocacy Federal and State Action Center.

**Can't make it to the exhibit hall?**

Visit [www.apma.org/donate](http://www.apma.org/donate) any time and make a difference for podiatry. Become a TEAM APMAPAC member today!

PURPOSE: The American Podiatric Medical Association Political Action Committee's purpose is to raise and disburse funds to candidates for federal office who support the legislative priorities and goals of the podiatric medical profession.

IMPORTANT: You may contribute or not contribute without concern of being favored or disadvantaged. Occupation/ Employer information is required for aggregate annual contributions of more than \$200.00 by the Federal Election Campaign Act. Federal election law does not permit corporate contributions to be used for donation to candidates for federal office. Political contributions are not deductible for income tax purposes.



# APMA'S CAREER CENTER IS NOW LIVE!

[www.apma.org/careercenter](http://www.apma.org/careercenter)

APMA is proud to announce that the newest and best tool for every step of your career is now available.



1

Visit the site to build your CV and make yourself a searchable candidate for any practice in the country.

2

If you already own a practice and you are looking to add an associate, look no further!

3

Search for jobs by location, practice type, or level of postgraduate training.

4

Interested in buying a practice? You've come to the right place!

Come by the **APMA booth (#923)** during the exhibit hall grand opening to take a tour of the new site and get a free professional headshot!









# SAVE THE DATE

**THE NATIONAL**

**APMA ANNUAL SCIENTIFIC MEETING**  
PHILADELPHIA / JULY 14-17, 2016

In a city that sparked a revolution ...  
what will The National inspire for you?

Registration opens Fall 2015.

[www.apma.org/thenational](http://www.apma.org/thenational)





The American Podiatric Medical Association is pleased to thank and recognize **PICA** for its commitment to the association and podiatric medicine.

**APMA CORPORATE PARTNER**

1995-Present

**DIAMOND LEVEL**

APMA Annual  
Scientific Meeting Sponsor  
1994-Present

**APMA EXECUTIVE  
DIRECTOR'S AWARD**

2006

**FOUNDING SPONSOR**

APMA Young Physicians' Program  
(formerly APMA Young Members' Program)  
1997-Present

**FOUNDING SPONSOR**

APMA Residency Education  
Resource Center (REdRC)  
2012-Present

**VISIONARY LEVEL**

APMA Educational Foundation  
Scholarship Benefactor  
1997-Present

*Special appreciation is extended to PICA and ProAssurance for their joint donation to the APMA Educational Foundation to benefit the Podiatric Medical Student Scholarship program.*